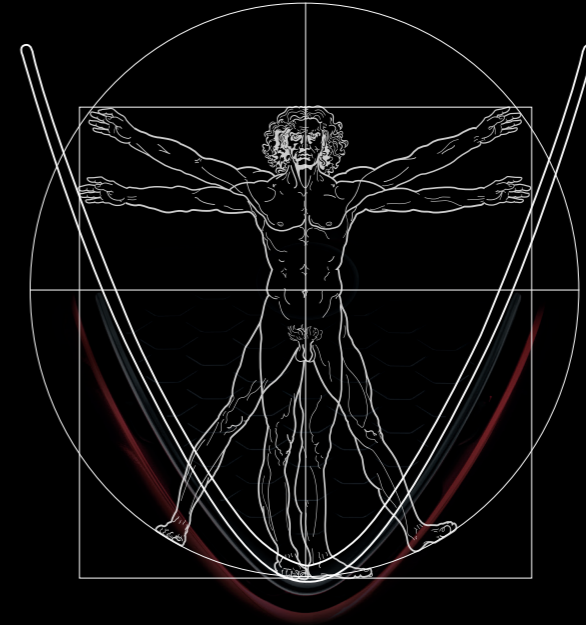




GIULIA



A NEW ERA A NEW PARADIGM A NEW ALFA ROMEO

Alfa Romeo has always taken a unique and totally original approach to designing its automobiles: it is the point of convergence between design and passion, between a love for the most cutting-edge technology and a strong instinct to inspire emotions. Today Alfa Romeo is writing a new chapter in its history, introducing a future where once again the driver is at the center of the design. Here is the new Alfa Romeo Giulia.

CHANGE THE HORIZON WITH A NEW PERSPECTIVE

Simplicity, formal balance and harmonious surfaces. A unique and unmistakable appearance, represented by the trilobe. This is the Alfa Romeo style. The Giulia embodies that style. Beautiful and functional: with balanced weight distribution and rear-wheel drive, the engine and mechanics between the two axes, all its power is transferred to the road. The Giulia's surfaces are defined by light. Its profile is power and motion.







1- Aluminium inserts on dashboard, central tunnel and door panels
2- Leather sports steering wheel
3- Aluminium metal sport pedals

4- AlfaTMConnect Nav 8.8" (Radio, 3D Nav MP3 player, Aux-in, Bluetooth*)
• DAB - Digital Audio Broadcast
• Apple CarPlay and Android Auto™

BORN INTUITIVE

The Giulia's safety systems employ today's most advanced technology to support intuitive driving with different levels of intervention, preventing risks and dangerous situations.

Forward Collision Warning (FCW) with Autonomous Emergency Brake (AEB) with pedestrian recognition and active braking. This device warns the driver of a potential head-on collision, using acoustic and visual signals and activating the braking system. In urban driving, at speeds below 65 km/h, it can also detect the presence of pedestrians in the car's path and stop on its own in case the driver is unable to actively intervene.

Integrated Brake System (IBS). The new Alfa Romeo Giulia is the first sedan in its segment to be equipped with this innovative electromechanical device, which combines the functions of the brake system with those of stability control. With the highly sensitive brake pedal, the system eliminates any vibration in the case of ABS braking. It responds powerfully and rapidly, and can stop the car from 100 to 0 km/h in a space of just 38.5 meters.

Lane Departure Warning (LDW). A video sensor installed on the windscreen recognizes the road surface markings and alerts the driver with audio and visual warnings, if the driver moves out of the lane involuntarily or fails to use turn signals.

Blind Spot Monitoring (BSM). The system continuously monitors the rear blind spots on both sides of the vehicle, using two radars set in the rear bumper.

Rear Cross-Path Detection monitors the area behind the car during reversing maneuvers. The device signals the approach of other vehicles at a right angle to the car and at speeds lower than about 35 km/h.

Adaptive Cruise Control (ACC)* Active Cruise Control actively assists the driver in keeping a safe distance from another the vehicle, maintaining the set speed and automatically adapting it to traffic. The Stop&Go function (available on AT versions) can bring the vehicle to a standstill and resume automatically as the preceding vehicle restarts within 2 seconds or over the driver demand.

5 Stars Euro NCAP rating Alfa Romeo Giulia achieved the top result in 2016 EuroNCAP tests thanks to excellent active and passive safety features.



INTEGRATED BRAKE SYSTEM (IBS)
 LANE DEPARTURE WARNING (LDW)
 BLIND SPOT MONITORING (BSM)
 REAR CROSS-PATH DETECTION
 ADAPTIVE CRUISE CONTROL (ACC)
 FORWARD COLLISION WARNING (FCW)
 AUTONOMOUS EMERGENCY BRAKE (AEB)



INTELLIGENT MULTIMEDIA



MEDIA ENTERTAINMENT

Maximum connectivity with a full range of devices. Using the USB/AUX ports and Bluetooth connection, you can listen to all your favourite music on board. The graphics and system logic are designed to make the steering-wheel-mounted controls and Rotary Pad the perfect extensions for full control of all infotainment functions.



NAVI

Based on the latest-generation TomTom platform, the system is optimised for simple, intuitive use. The interactive contextual content makes the system the perfect guide on every trip, and the thoughtfully structured display of information makes everything clear at a glance. The navigation system includes 3 years of free maps update.



Tires

Maintenance

Oil Level

20.5°C

12:36 PM R

MY CAR

1 2 3 4 5 6

19.5°C

The Sound of Rebirth



MYCAR

Vehicle status constantly monitored. Vital information relayed at all times, from technical data to servicing requirements. The graphics combine flat and three-dimensional elements to facilitate use and contribute to a gratifying, full-immersion experience of the world of Alfa Romeo.



EFFICIENT DRIVE

Efficient Drive is a useful aid for all types of driver, from the newly qualified to the most advanced. Intuitive graphics provide a qualitative analysis of driving style and offer useful information and tips for more efficient driving.




ALFA CONNECTED SERVICES

With Alfa Connected Services, the driver is always connected with his vehicle thanks to an embedded SIM, GPS and accelerometer. Remote assistance and control services are combined to guarantee increased safety on the road, complete peace of mind and easier vehicle care, all simply managed by the Alfa Connect Mobile App and by web portal www.alfaromeoconnect.eu



Works with
Apple CarPlay

The smart way to use iPhone while driving. With Apple CarPlay on the main display board of Alfa Romeo Giulia, all the most useful apps can be viewed: street directions, making calls, sending and receiving messages, listening to music, all the while staying focused on the road.



androidauto

Designed for a totally safe driving experience whilst staying connected. With a user-friendly intuitive interface, integrated steering wheel commands and voice actions, Android Auto prevents unnecessary distractions while driving.



Android Auto

Android Auto is a trademark of Google LLC.

TECHNOLOGY

The new Alfa™ DNA lets the Giulia vary the dynamic responses and customize them according to your driving style and travelling conditions.

- d Dynamic:** favors performance and responsiveness. The steering response is more accurate, the braking more responsive and the electronic control systems leave space for the enjoyment of a sporty drive.
- n Natural:** ideal for both city streets and highways. The dynamic behavior is geared to comfort and efficiency.
- a Advanced Efficiency:** A new mode that allows you to maximize energy savings and minimize emission levels.

The Alfa™ DNA also interacts with the Alfa™ Active Suspension (if available): the shock absorbers adapt to the desired driving style, becoming more rigid for a sporty ride, or softer, for a more comfortable drive.

TECHNOLOGY

CONVENIENCE PACK

- Exterior door handle lights
- Keyless entry (front doors)
- IP storage compartment on driver side
- Sun visor with illuminated vanity mirror (driver)



LIGHTING PACK

- Headlamp washers
- 35W bi-xenon headlamps + Adaptive Frontlight System (AFS)



POWER SEATS PACK

- 6-way power driver seat (with memory)
- 6-way power passenger seat



Alfa Romeo Giulia

BASE

PERFORMANCE

- Engine Capacity 2.0L MultiAir with Twin Scroll Turbo
- HP 200 hp at 4500 rpm
- Torque 330 at 1750 rpm

SAFETY

- ABS + EBD + Traction Control + Anti Slip Regulation + Panic Brakes
- Front Side + Rear Side Curtain Airbags + Front seat-mounted Side Airbags
- Alfa DNA Vehicle Dynamic Control unlatched switch
- Autonomous Emergency Braking (AEB)
- Start&Stop EVO
- LANE DEPARTURE WARNING
- Rear Parking Sensor

EQUIPMENT & COMFORT

- 16" aluminum wheels with 225/55 7J tire with Tire Kit
- TPMS "Tire Pressure Monitoring System"
- HEADLIGHT BEAM HEIGHT ADJUSTMENT + Dusk Sensor
- HALOGEN HEADLAMPS with Functional LED Lighting
- Power Locks - EVIC Programmable, Rolling
- Steering wheel Leather Wrapped with Steering Wheel buttons
- Techno-leather/cloth Seats
- 6 way Power Driver+Passenger Seats (with memory) + 4-Ways Lumbar Adjuster
- Rain Sensing Wipers
- Connections 1 USB, 1 Aux-in line in the armrest + Fr. & Rr. USB Port
- PRIVACY TINTED GLASS
- Air Quality System (AQS)
- AIR DUCTING TO THE REAR SEATS
- Power Folding Mirrors
- 6.5" Color Display With 2D Navigation

Alfa Romeo Giulia

SUPER PLUS

PERFORMANCE

- Engine Capacity 2.0L MultiAir with Twin Scroll Turbo
- HP 200 hp at 4500 rpm
- Torque 330 at 1750 rpm

SAFETY

- ABS + EBD + Traction Control + Anti Slip Regulation + Panic Brakes
- Front Side + Rear Side Curtain Airbags + Front seat-mounted Side Airbags
- Alfa DNA Vehicle Dynamic Control unlatched switch
- Autonomous Emergency Braking (AEB)
- Start&Stop EVO
- Lane Departure Warning + Blind Sport Monitoring
- Front and Rear Parking Sensor
- Rear Back-up Camera w/ Dynamic Gridlines
- REAR BACK-UP CAMERA W/ DYNAMIC GRIDLINES

EQUIPMENT & COMFORT

- ALLOY WHEELS 18" with Tire Kit
- TPMS "Tire Pressure Monitoring System"
- Automatic High Beam System + Dusk Sensor
- BI-XENON HEADLAMPS with Functional LED Lighting
- HEADLIGHT WIPER
- Power Locks - EVIC Programmable, Rolling
- Heated Steering wheels Leather Wrapped + Steering Wheel buttons
- Sporty Leather Heated 6 way power Driver + Passenger Seats (with memory) + 4-Ways Lumbar + Adjuster
- 4-Ways Lumbar Adjuster
- Connections 1 USB, 1 Aux-in line in the armrest + Fr. & Rr. USB Port
- Air Quality System (AQS)
- AIR DUCTING TO THE REAR SEATS
- PRIVACY TINTED GLASS
- SUNROOF WITH ELECTRICAL DRIVE
- Vehicle Theft Alarm w/ Hood Protection + Intrusion Sensor (Thatcham)
- Ambient Light Package
- 6.5" Color Display With 2D Navigation
- Sound Theatre
- CARPLAY/ANDROID AUTO - SMARTPHONE MIRRORING
- Inside & Outside Rear View Autodimming Mirrors
- Power Folding Mirrors
- EXTERIOR DOOR HANDLE COURTESY LIGHT
- ALUMINUM INSERTS
- Aluminum metal sport pedals, including footrest
- BRAKE CALIPERS PAINTED IN YELLOW

VELOCE

PERFORMANCE

- Engine Capacity 2.0L MultiAir with Twin Scroll Turbo
- HP 280 hp at 5250 rpm
- Torque 400 at 2250 rpm

SAFETY

- ABS + EBD + Traction Control + Anti Slip Regulation + Panic Brakes
- Front Side + Rear Side Curtain Airbags + Front seat-mounted Side Airbags
- Alfa DNA Vehicle Dynamic Control unlatched switch
- Autonomous Emergency Braking (AEB)
- Start&Stop EVO
- Lane Departure Warning + Blind Sport Monitoring
- Front and Rear Parking Sensor
- Rear Back-up Camera w/ Dynamic Gridlines
- ADAPTIVE CRUISE CONTROL W/STOP

EQUIPMENT & COMFORT

- ALLOY WHEELS 18" with Tire Kit
- TPMS "Tire Pressure Monitoring System"
- Automatic High Beam System + Dusk Sensor
- BI-XENON HEADLAMPS with Functional LED Lighting
- HEADLIGHT WIPER
- Power Locks - EVIC Programmable, Rolling
- Sporty Leather Heated 6 way power Driver + Passenger Seats (with memory) + 4-Ways Lumbar Adjuster (with memory) + 4-Ways Lumbar Adjuster
- Sporty Leather Wrapped HEATED STEERING WHEEL with Steering Wheel Buttons
- ALUMINUM INSERTS
- Door sill Scuff Plate - Bright
- Air Quality System (AQS)
- AIR DUCTING TO THE REAR SEATS
- SUNROOF WITH ELECTRICAL DRIVE
- VELOCE Fascia (Front & Rear)
- EXTERIOR DOOR HANDLE COURTESY LIGHT
- EXTRASERIE Tires
- CARPLAY/ANDROID AUTO - SMARTPHONE MIRRORING
- 8.8" Color Display
- Sound Theatre
- Ambient Light Package
- ENGINE SOUND ENHANCEMENT



Alfa Romeo Giulia

QUADRIFOGLIO

PERFORMANCE

- Engine Capacity 2.9L MultiAir with Twin Turbocharger
- HP510 hp at 6500 rpm
- Torque 600 at 2500 - 5500 rpm

SAFETY

- ABS + EBD + Traction Control + Anti Slip Regulation + Panic Brakes
- Front + Rear Side Curtain Airbags + Front seat-mounted Side Airbags
- Alfa DNA Vehicle Dynamic Control unlatched switch
- Autonomous Emergency Braking (AEB)
- Start&Stop EVO
- Lane Departure Warning + Blind Sport Monitoring
- Front and Rear Parking Sensor
- Rear Back-up Camera w/ Dynamic Gridlines
- ADAPTIVE CRUISE CONTROL W/STOP

EQUIPMENT & COMFORT

- 19" Wheels QV "tecnico" Bright with Tire Kit
- TPMS "Tire Pressure Monitoring System"
- Automatic High Beam System
- BI-XENON HEADLAMPS with Functional LED Lighting
- HEADLIGHT WIPER
- Aluminum metal sport pedals, including footrest
- Inside Rear View Mirror Autodimming
- 7" Color TFT Instrument Cluster
- Leather IP, Upper Door and Central Armrest
- QV Leather Quadrifoglio Steering wheel
- QV Sporty leather/alcantara seat
- Aluminum Anodized Brake Calipers
- DRIVER SIDE SUN VISION WITH MIRROR
- Shift paddles on steering column
- Folding Autodimming Outside Mirrors
- AIR DUCTING TO THE REAR SEATS
- Air Quality System (AQS)
- CARPLAY/ANDROID AUTO - SMARTPHONE MIRRORING
- Side Carbon Skirt + Carbon Fiber Rear Spoiler
- QV Aera Splitter
- REAL CARBON FIBER INTERIOR ACCENTS
- Quadrifoglio Verde Badge
- Alfa SDC Suspension (Synaptic Dynamic Control)



Beige dashboard with walnut wood inserts - Beige leather upholstery



Tobacco leather-trimmed dashboard with oak wood inserts - Tobacco leather upholstery



Black dashboard with walnut wood inserts - Black leather upholstery



Black dashboard with oak wood inserts - Black leather upholstery



Red leather-trimmed dashboard with oak wood inserts - Red leather upholstery

SOLID



Alfa Red



Alfa White



Alfa Black

METALLIC



Vulcano Black



Silverstone Grey



Vesuvio Grey



Lipari Grey



Montecarlo Blue



Monza Red



Stromboli Grey



Imola Titanium



Misano Blue

TRICOAT*



Competizione Red



Trofeo White

*Veloce TI only

WHEELS



421 -16" alloy rims



420 -17" spoke alloy rims



56J -17" 5-holes alloy rims



433 -17" 7-holes burnished alloy rims



439 -17" silver turbine alloy rims



4WQ -18" turbine alloy rims



5FB -19" Dark Veloce Design diamond cut alloy rims*



9GF -19" Performance burnished alloy rims



55E -18" silver turbine alloy rims



WPC -18" Dark Veloce Design alloy rims*



6G6 -18" Veloce Design alloy rims



68P -18" 5-holes matt burnished alloy rims



4AY -18" spoke diamond cut alloy rims



6G7 -19" Veloce Design diamond cut alloy rims



6Y8 -19" Performance Silver alloy rims




5EQ -19" Performance burnished alloy rims



1860

2024



795

2820

1028

1436
1450*

TECHNICAL DATA



TECHNICAL	"2.0L Turbo Gasoline 200hp"	"2.0L Turbo Gasoline 280hp"	"2.9L Turbo Gasoline 510hp"
Transmission	Automatic 8-Speed	Automatic 8-Speed	Automatic 8-Speed
Drive	RWD	AWD	RWD
No. of cylinders	4-in line	4-in line	6-in line
Displacement	1995	1995	2891
Max Power (HP)	200 @ 4500	280 @ 5250	510 @ 6500
Max Torque (Nm)	330 @ 1750	400 @ 2250	600 @ 2500-5500
Acceleration (0-100 km/hr)	6.7 seconds	5.5 seconds	4.3 seconds
Top Speed (km/hr)	235 km/hr	241 km/hr	305 km/hr
WEIGHT AND DIMENSIONS			
Kerb weight STD A (kg)	1,429	1429	1524
Height (mm)	1,426	1426	1426
Width (mm)	1873	1873	1873
Length (mm)	4639	4639	4639
Wheelbase (mm)	2,820	2,820	2,820
Boot Capacity (L)	480	480	480

The CO₂ and fuel consumption values are determined on the basis of the measurement / correlation method referring to the NEDC cycle as per Regulation (EU) 2017/1152-1153. The CO₂ and fuel consumption values obtained according to applicable regulation are indicated in order to allow the comparison of vehicle data. The homologation values of CO₂ and fuel consumption may not reflect the actual values of CO₂ and fuel consumption, which depend on many factors related, by way of example but not limitation, to the driving style, the route, the weather and road conditions, the condition use and equipment of the vehicle. The indicated value of CO₂ and fuel consumption refers to the versions of the vehicle with the highest and the lowest values. Those values may change with the subsequent configuration depending on equipment selected and/or size of tires selected.



La meccanica delle emozioni



@alfaromeo.com.eg



alfaromeo_egypt



16243

The work has been done in order to ensure that the content of the publication is true and complete at the date of publication and the company reserves the right to introduce a change to the specifications and images mentioned and described without prior notice.