



**NEW CITROËN C4**  
100% ÉLECTRIC, PETROL OR DIESEL

INSPIRED BY YOU UK



ENQUIRY



TEST DRIVE





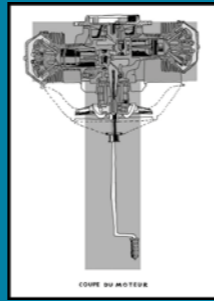

ORDER ONLINE



CONFIGURE



FOLLOW US



During the 90s Le Tone had a major hit, "Joli Dragon", and devoted himself to music for 15 years before progressively moving towards illustrative art. Since 2011 his creations have been exhibited in famous places such as the Pompidou centre. An admirer of artists who know how to make the best use of colour, Le Tone confesses to having a weakness for black and white, which he uses to tell simple stories by using felt pen drawings in notebooks.

## 1974

Citroën launches CX. It's the ultimate mix of technical innovation and advanced design with the engine and gearbox positioned together at the front. Sophisticated hydropneumatic suspension, concave rear screen and a futuristic dashboard help it to succeed amongst more ordinary rivals.



## 2019

The spectacular design of the 100% electric 19\_19 Concept is inspired by aeronautics and pushes comfort to the extreme, with a lounge on-the-move experience created by intelligent suspension. It also provides autonomous driving, a personal assistant and a range of 500 miles.



### 1934

Citroën revolutionises the automotive landscape with Traction Avant. The famous name relates to its ground breaking front wheel drive engineering.

### 1939

Citroën launches 'TUB', a supremely practical modern design with a sliding side door: its successor is the famous Type H, above, launched in 1948.

### 1948

The much-loved 2 CV is created as a "safe and economical vehicle, able to carry 4 people on-board and 50 kg of luggage". More than 5 million are made.

### 1955

Unveiled to a stunned public at the 1955 Paris Motor Show, DS takes futuristic design to new heights. Its stunning aerodynamic shape, created by Flaminio Bertone, earns it the nickname 'flying saucer'. Under the skin it's just as advanced.

### 1968

It's a golden age for light and agile vehicles like Ami 6, Dyane and Mehari, a unique design for all roads and multi-purpose use.

### 1970

The modern looks and neat style of GS will see it remain one of the most aerodynamic and comfortable vehicles on the market for years to come. Equipped with a flat 4-cylinder engine and hydropneumatic suspension, this hatchback will go on to sell around 2.5 million units.



ENQUIRY



TEST DRIVE



ORDER ONLINE



CONFIGURE



FOLLOW US

# THERE'S A CITROËN FOR EVERYONE

In town or on the open road, enjoy comfort and a sense of wellbeing onboard. These are the values that have always driven Citroën.



CITROËN C3



CITROËN AMI  
100% ELECTRIC



CITROËN C1



CITROËN C4



CITROËN e-C4  
100% ELECTRIC



CITROËN BERLINGO  
(SIZE M)



CITROËN BERLINGO  
(SIZE XL)



CITROËN  
GRAND C4 SPACETOURER



CITROËN C3 AIRCROSS  
COMPACT SUV



CITROËN  
C5 AIRCROSS SUV



CITROËN  
C5 AIRCROSS SUV HYBRID  
PLUG-IN HYBRID



CITROËN SPACETOURER  
(SIZE M)  
AVAILABLE IN 100% ELECTRIC



CITROËN SPACETOURER  
(SIZE XL)  
AVAILABLE IN 100% ELECTRIC

# NEW CITROËN C4 100% ÉLECTRIC, PETROL OR DIESEL OPEN THE WAY



# TEN KEY ADVANTAGES

## CHOOSE FROM THREE POWERTRAINS

Choose between 100% electric, petrol or diesel.

PAGES 10-11

## NEW GENERATION COMPACT HATCHBACK

A new step forward in Citroën design, the elegance of a hatchback combined with the strength of an SUV.

PAGES 14-15

## SUSPENSION WITH PROGRESSIVE HYDRAULIC CUSHIONS®

An exclusive Citroën innovation for perfect comfort and a flying carpet effect.

PAGES 22-23

## ADVANCED COMFORT SEATS

Wide and welcoming seats, offering a raised position, for travelling in a lounge on wheels.

PAGES 24-25



## SPACIOUS INTERIOR

The light and generous interior space comfortably accommodates three passengers in the rear.

PAGES 26-27

## CITROËN SMART PAD SUPPORT™

This ingenious system, built into the dashboard, allows you to attach your tablet securely.

PAGES 28-29

## Ë-COMFORT CLASS MOBILITY

100% electric version with no noise, no CO<sub>2</sub> emissions and no vibrations.

PAGES 32-33

## VOICE-ACTIVATED 10" HD TOUCHSCREEN

This HD screen with voice recognition groups together all of the car's digital controls.

PAGES 36-39

## NEW AUTOMATIC GEARBOX CONTROL

Takes the pleasure of driving to new heights.

PAGES 40-41

## 20 DRIVING ASSISTANCE SYSTEMS

Technology which improves safety while enhancing onboard comfort.

PAGES 56-59

*Not all equipment shown in this brochure is available on every version.*





- P. 10 DESIGN**
- P. 20 CITROËN ADVANCED COMFORT®**
- P. 34 TECHNOLOGY**
- P. 60 KEY EQUIPMENT**

# INTERNAL

## COMBUSTION OR ELECTRIC HATCHBACK

New Citroën C4 and New Citroën ë-C4 100% electric let you choose the engine that suits your driving and way of life best. Whichever choice you make, each shares identical characteristics in terms of comfort, design and practicality on board. In addition to the pleasure of 100% electric driving, no CO<sub>2</sub> emissions and real cost savings in use, New Citroën ë-C4 100% electric also gives you access to restricted traffic areas in town.



ENGINES FROM  
100 TO 155 BHP

EAT8 AUTOMATIC  
GEARBOX

FROM 119 G  
OF CO<sub>2</sub>/KM\*

UP TO 64.5 MPG ON THE  
WLTP COMBINED CYCLE

100 KW  
(136 BHP) POWER

50 KWH  
BATTERY

RAPID CHARGING - 62 MILES  
(100 KM) IN 10 MINUTES

EIGHT-YEAR OR 100,000-MILE BATTERY  
WARRANTY FOR 70% OF ITS ORIGINAL CAPACITY

\*WLTP standard.



ENQUIRY



TEST DRIVE



ORDER ONLINE



CONFIGURE



FOLLOW US



# DESIGN

With an elevated, dynamic posture, both New Citroën C4 and New Citroën ë-C4 100% electric are a new vision of a compact hatchback. This new, assertive expression of style links closely to the brand's own new values, with this modern design including a wide range of personalisation thanks to 31 possible colour combinations.



ENQUIRY



TEST DRIVE



ORDER ONLINE



CONFIGURE



FOLLOW US

# ELEGANT AND AERODYNAMIC

New Citroën C4 and New Citroën e-C4 100% electric harmoniously combine the smooth and refined lines of a hatchback with the generous space and strength of an SUV. This, along with the inclined roof line, gives them an aerodynamic profile that's unique in their category. This sense of purpose is enhanced by large diameter wheels and a raised posture as if ready to pounce.



18" Aeroblade  
diamond-tipped alloy wheels



ENQUIRY



TEST DRIVE



ORDER ONLINE



CONFIGURE



FOLLOW US





## A FRESH AESTHETIC APPROACH

The unique character of New Citroën C4 and New Citroën e-C4 100% electric is based on the brand's new identity, which was launched at the beginning of 2020. This is expressed particularly by the modern and technological front end, which has 100% LED two-tier lighting and chevrons spanning the entire width of the car. This dynamism and strength is continued at the rear end, where its rear lights are connected by a gloss black finisher.



ENQUIRY



TEST DRIVE



ORDER ONLINE



CONFIGURE



FOLLOW US

# INTERIOR AMBIENCES


Modernity and wellbeing combine onboard New Citroën C4 and New Citroën ë-C4 100% electric. New motifs are featured on the seats, whilst satin chrome or gloss black touches complement warm and soft materials throughout. With the subtle, welcoming tones of the Urban Grey or Hype Black interior ambiences, you'll feel at home from the moment you open the door.

The **Urban Grey** ambience combines the comfort and discretion of the padded grey Chevrons cloth, with a black leather-effect textile and a grey cloth band with screen-printed-chevrons graphic motif.

The **Hype Black** ambience offers the distinction of padded black grain leather, combined with a black leather-effect textile and a grey cloth band with screen-printed-chevrons graphic motif.



Ambience **Urban Grey**



Ambience **Hype Black**



ENQUIRY



TEST DRIVE



ORDER ONLINE



CONFIGURE



FOLLOW US



# COMFORT

*The Citroënist*  
Est. 1919

Contemporary and welcoming, New Citroën ë-C4 100% electric and C4's interior has been designed to ensure serenity reigns supreme. The CITROËN ADVANCED COMFORT® programme delivers innovative, technological and intelligent solutions to create wellbeing for drivers and passengers alike, and confirm Citroën's driving-comfort credentials. Four main themes are at the heart of this comfort engineering: the cocoon effect, practicality, fluidity and peace of mind.

**FILTER**  
OUT STRESS

**MAKE LIFE**  
ON BOARD EASIER

**LIGHTEN**  
THE MENTAL LOAD

**IMPROVE**  
THE FLOW



**ENQUIRY**



**TEST DRIVE**



**ORDER ONLINE**



**CONFIGURE**



**FOLLOW US**

# CITROËN SUSPENSION WITH PROGRESSIVE HYDRAULIC CUSHIONS®

On board New Citroën ë-C4 100% electric and Citroën C4, you'll experience a supreme feeling of wellbeing and driving pleasure thanks to Suspension with Progressive Hydraulic Cushions®. This gives driving a real flying carpet effect across slight compressions and avoids any rebound effect on poor road surfaces. A Citroën innovation for a new experience in comfort.



ENQUIRY



TEST DRIVE



ORDER ONLINE



CONFIGURE



FOLLOW US

# ADVANCED COMFORT SEATS

Another exclusive Citroën innovation are the Advanced Comfort seats of New Citroën ë-C4 100% electric and Citroën C4. These provide comfort in many different ways; visual comfort thanks to visible padding; welcoming comfort with immediate softness and support; dynamic comfort from high-density foam at the heart of the seats which avoids any sagging over time; and finally, comfort in posture through the lumbar and height adjustment of the front seats – complemented by the wide side and central armrests on both the front and rear seats. In addition to integrated heating, dependent on version or interior ambience, the front seats can also be fitted with a massage system which gives an onboard feeling of being in a cocoon of comfort.



ENQUIRY



TEST DRIVE



ORDER ONLINE



CONFIGURE



FOLLOW US



# EXCEPTIONAL INTERIOR SPACE

With their wheelbase of 2,670 mm, one of the longest in their category, New Citroën ë-C4 100% electric and Citroën C4 provide a generous passenger compartment, with rear passengers benefiting from impressive legroom of 198 mm. Thanks to their width, both can accommodate three people in the rear without compromising on comfort.



ENQUIRY



TEST DRIVE



ORDER ONLINE



CONFIGURE



FOLLOW US



# CLEVER AND ERGONOMIC EQUIPMENT

Designed in accordance with the Citroën Advanced Comfort® programme, New Citroën e-C4 100% électric and New Citroën C4 bring innovation to the onboard equipment. The front passenger can enjoy the Citroën Smart Pad Support™, a clever retractable support system built into the dashboard which lets them secure their tablet in complete safety. The centre console contains a built-in magnetic-induction charging mat for smartphones and all devices compatible with the Qi standard. Four type A and C USB sockets are also fitted, two at the front and two at the rear of the centre console.

*Standard, optional or not available dependent on version.*

Citroën Smart Pad Support™ (Retractable passenger tablet support)



Smartphone storage with induction charger



USB sockets at the front and the rear



ENQUIRY



TEST DRIVE



ORDER ONLINE



CONFIGURE



FOLLOW US



Dashboard drawer



Charging cable storage



BOOT VOLUME  
UP TO  
**1,250 L\***

Boot with 2 floor positions

\* With the rear seats folded down.



## STORAGE COMPARTMENTS FOR EVERYONE

The generous 380 L boot is easily accessible thanks to its low, flat-loading sill and is flexible enough to meet every need. Its two-position floor optimises the space available and, when the rear bench seat is folded, provides a flat floor to accommodate bulky objects. The charging cable can be found under this floor. On board New Citroën ë-C4 100% electric and New Citroën C4, you'll find numerous practical storage compartments including a sliding drawer on the dashboard in front of the passenger which is ideal for storing a tablet whilst keeping the glove box free. For the rear passengers, cup holders and a storage space have been built into the retractable armrest of the rear middle seat.\*

\*When Hype Black interior ambience is specified.



ENQUIRY



TEST DRIVE



ORDER ONLINE



CONFIGURE



FOLLOW US



# REAL DRIVING PLEASURE



Continuing the brand's heritage, New Citroën e-C4 100% electric and New Citroën C4 excel when it comes to their driving experience. Refined interior acoustics courtesy of reduced road noise and the insulated engine compartment are supplemented by soothing lighting for all passengers: the electric glass sunroof\* and the glazed surfaces let light flood into the entire passenger compartment. With dual-zone automatic air conditioning and even a heated steering wheel on selected versions, these cars provide

temperature-related comfort in all conditions. In addition, New e-C4 100% electric provides e-Comfort class mobility, with a total absence of vibrations, zero noise and instantly available torque, with responsive fluidity providing an unrivalled driving sensation. And thanks to temperature pre-conditioning, regardless of the season, you get into your vehicle at the set temperature of 21°C.

\* Optional dependent on version chosen.



ENQUIRY



TEST DRIVE



ORDER ONLINE



CONFIGURE



FOLLOW US



# TECHNOLOGY

New Citroën ë-C4 100% electric and New Citroën C4 offer three engine types: 100% electric, petrol or diesel. They are also equipped with up to 20 driving assistance systems as well as six connectivity technologies, all developed both to improve driving safety and to reinforce onboard comfort.



ENQUIRY



TEST DRIVE



ORDER ONLINE



CONFIGURE



FOLLOW US



# CONNECTED NAVIGATION

## CITROËN CONNECT NAV

For seamless continuity between the digital world and the car, New Citroën ë-C4 100% electric and New Citroën C4 are fitted with a 10" touchscreen featuring voice activation. As the nerve centre of the car, you can use this to access the very latest generation Citroën Connect Nav 3D navigation system. Combined with connected services such as TomTom Traffic, it provides information on real-time traffic, indicates danger zones and shows the locations and prices of fuel stations and car parks. Additionally the system

provides weather information and can search for local points of interest.

The system is configured to display a range of information relating to the electrification of the vehicle, in particular showing electric charging areas in addition to fuel stations. It also gives an indication of the car's operating scope according to the battery's charge level, helping to manage the range of New Citroën ë-C4 100% electric as effectively as possible.



ENQUIRY



TEST DRIVE



ORDER ONLINE



CONFIGURE



FOLLOW US

# CONNECTIVITY TECHNOLOGY

## CITROËN CONNECT PLAY

This technology, which includes the Mirror Screen function (compatible with Android Auto and Apple CarPlay™), reproduces your smartphone's apps on the car's touchscreen, letting you use them safely. When it comes to charging, New Citroën ë-C4 100% electric and New Citroën C4 have up to four USB sockets, which means that everyone onboard can charge their smartphone. There's also a charging mat built into the centre console to charge a smartphone via induction.\*

## CITROËN CONNECT ASSIST

This geolocated emergency and assistance calls service sends the appropriate help to your location, either automatically or on a press of the emergency assistance button. This service is available 24 hours a day, seven days a week, free of charge and without subscription. This also includes the system for remotely managing your vehicle using the My Citroën app.

\* Dependent on version.



ENQUIRY



TEST DRIVE



ORDER ONLINE



CONFIGURE



FOLLOW US



## AUTOMATIC GEAR- BOX

New Citroën ë-C4 100% electric and Citroën C4 feature a new automatic gearbox control with an elegant guilloché metal design. It has three easily-selected positions: reverse (R), neutral (N) or forward drive (D). It's also linked to two backlit buttons: P to activate park mode, and M to activate manual driving mode on petrol or diesel versions, or B to activate brake mode and recover more power for the battery on the electric version.



ENQUIRY



TEST DRIVE



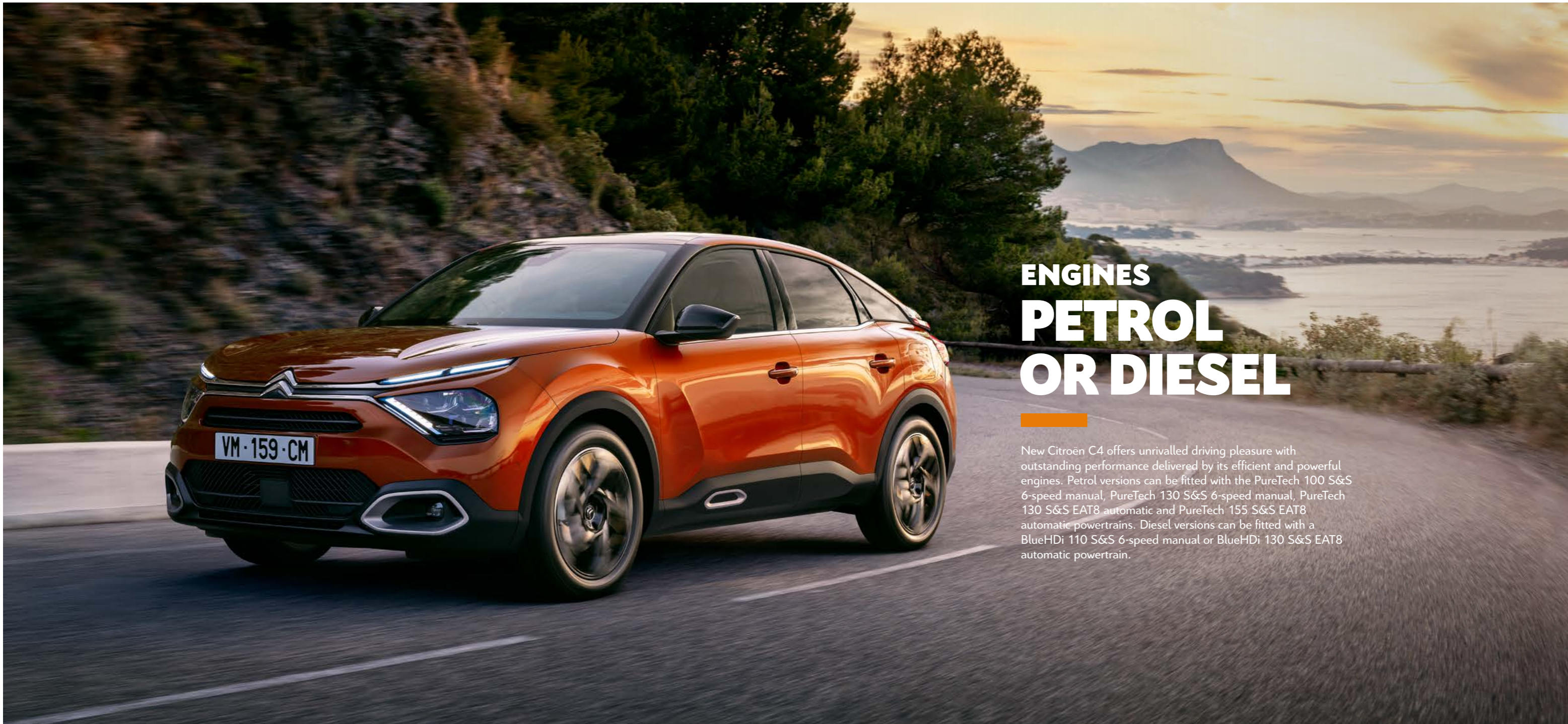
ORDER ONLINE



CONFIGURE



FOLLOW US



## ENGINES PETROL OR DIESEL

New Citroën C4 offers unrivalled driving pleasure with outstanding performance delivered by its efficient and powerful engines. Petrol versions can be fitted with the PureTech 100 S&S 6-speed manual, PureTech 130 S&S 6-speed manual, PureTech 130 S&S EAT8 automatic and PureTech 155 S&S EAT8 automatic powertrains. Diesel versions can be fitted with a BlueHDi 110 S&S 6-speed manual or BlueHDi 130 S&S EAT8 automatic powertrain.



ENQUIRY



TEST DRIVE



ORDER ONLINE



CONFIGURE



FOLLOW US



# 100% ELECTRIC MOTOR

The electric motor of New Citroën ë-C4 100% electric has power of 100 kW (136 hp) and torque of 260 Nm, which is available instantly for 0-62 mph (0-100 km/h) in 9.7 seconds in Sport mode. The battery of the electric motor has a capacity of 50 kWh and is guaranteed for eight years or 100,000 miles for 70% of its charging capacity. New Citroën ë-C4 100% electric has an added Brake mode, which amplifies deceleration without pressing the brake pedal, whilst recovering energy. This helps to give it a range of up to 217 miles (WLTP combined cycle).



VM-159-CM

SYMBOL:  
UP TO  
**217 MILES**  
WLTP COMBINED CYCLE



## EASE OF CHARGING



Home Mode  
(White LED)



Charging Mode  
in Progress  
(Flashing green LED)



Charge Complete Mode  
(Constant green LED)



Deferred Charge Mode  
(Flashing blue LED)

One of the signature characteristics of New Citroën ë-C4 100% électrique is its great ease of use. By using the touchscreen or the My Citroën app, charging can be deferred to take advantage of off-peak tariffs, for example. Another is the indicator lamp on the charging flap which lets you monitor the charging process, something which can also be done using the My Citroën app.



ENQUIRY



TEST DRIVE



ORDER ONLINE



CONFIGURE



FOLLOW US



# DIFFERENT TYPES OF CHARGING

In town, on motorways or at home, there are many different ways to charge New Citroën ë-C4 100% electric, which means a suitable solution is always easy to find. The choice is yours.



## DOMESTIC SOCKET



### 62 MILES (100 KM) IN 9 HOURS


At home or for ad-hoc requirements, a domestic socket charges the battery to 100% in 28 hours with the optional three-pin charging cable.

## ACCELERATED CHARGING



A home charging point or "wall box" terminal can be installed at your home to provide charging from 0% to 100% in 7.5 hours with a single-phase supply, and in just 5 hours with a three-phase supply with the optional 11 kW charger. You can also find 7 kW or 11 kW terminals in town and on public roads.

## PUBLIC RAPID CHARGING



On a 20 kW public terminal, the battery charges at the rate of 87 miles in 1 hour. And on those with a power of 100 kW, which are found on motorways, 80% of the battery is charged in just 30 minutes.

If you don't already have a charging point at home, your Citroën retailer can introduce you to Pod Point, our home charging partner. Pod Point supply and install accelerated home charging points (wall boxes) that allow you to charge your New ë-C4 fully in 7 1/2 hours (based on a 7 kW charging point).

New ë-C4 is an eligible vehicle for the UK Government Plug In Car Grant and Electric Vehicle Homecharge Scheme, as well as the Workplace Charging Scheme. Ask your Citroën retailer for more information.



ENQUIRY



TEST DRIVE



ORDER ONLINE



CONFIGURE



FOLLOW US



# INTUITIVE INTERFACES

New Citroën e-C4 100% electric has several intuitive interfaces, which are easy to read and use. The dedicated display mode on the digital instrument panel shows the battery level gauge or the range, and gives you access to three key pieces of information: the power indicator, the energy flow and the temperature-related comfort.

Tabs on the 10" touch screen in the centre of the dashboard display the operating status of the system, the settings for the deferred charging of the battery and the temperature pre-conditioning of the passenger compartment. When the car is charging, the screen displays relevant information such as the remaining time for a complete charge, the range recovered (in miles) and the battery charge rate recovered.



**Instrument panel** including the essential information relating to the electrical system



**Statistics**: to view the recent vehicle's electrical consumption and help optimise your driving style to maximise range



**Energy flow**: to view the operation of the electric drivetrain

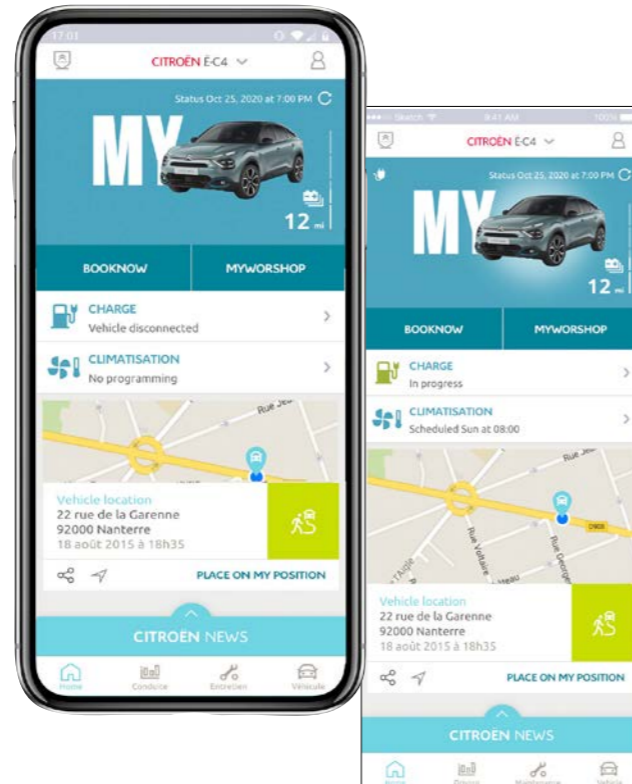
# MY CITROËN APP

Download the MyCitroën app to your smartphone to stay connected to your vehicle. It keeps all the important information about use and servicing close at hand, and you can use it to:

- Locate your vehicle.
- Book a Citroën aftersales appointment.
- Consult the handbook.
- View the Maintenance and Warranty Guide.
- Contact Citroën Assistance.
- Obtain eco-driving advice.

## And in addition, for New Citroën e-C4 100% electric:

- Access the key information about the battery charge, the charging time and the remaining range of the vehicle.
- Programme a deferred charge.
- Start the temperature preconditioning.



# THE TEN COMMITMENTS

- 1 EIGHT-YEAR OR 100,000-MILE WARRANTY FOR THE TRACTION BATTERY
- 2 CITROËN ASSISTANCE - DRIVING WITH COMPLETE PEACE OF MIND 24/7
- 3 E-EXPERT CENTRE - OUR EXPERTS WILL TAKE CARE OF YOUR VEHICLE AND WILL ANSWER ANY QUESTIONS YOU MAY HAVE
- 4 E-SERVICE CONTRACT (RECOMMENDED) - ALL MAINTENANCE OPERATIONS, PARTS AND SERVICES ARE INCLUDED
- 5 APPROVED CHARGING SOLUTION (RECOMMENDED) - A COMPLETE WALLBOX RANGE INSTALLED BY PROFESSIONALS
- 6 MOBILITY SOLUTION OFFERED IN ALL CASES
- 7 REGULAR SOFTWARE UPDATES TO BENEFIT FROM THE BEST DRIVING EXPERIENCE
- 8 CHARGING THE CAR TO 80% WITH EACH OPERATION
- 9 ONLINE QUOTATION AND APPOINTMENT - RESERVE YOUR APPOINTMENT AND CALCULATE YOUR AFTERSALES SERVICES
- 10 YOUR CAR IS CLEANED ON BEFORE COLLECTION



# TOWARDS THE AUTONOMOUS CAR

The Highway Driver Assist semi-autonomous driving system combines the adaptive cruise control (with Stop & Go function) with a system that keeps the vehicle in its lane. This means the driver no longer needs to manage the speed or the trajectory on multi-lane roads as these are controlled by the car. Note that for this to remain active, the driver's hands must remain on the steering wheel. The Colour Heads-Up Display helps the driver to keep their eyes on the road while still having key driving information within your field of vision.



Colour Head-up Display

Highway Driver Assist



ENQUIRY



TEST DRIVE



ORDER ONLINE



CONFIGURE



FOLLOW US

# 20 SAFETY AND DRIVING AID SYSTEMS



⊘ CAN BE DEACTIVATED

⊘ CAN BE DEACTIVATED

⊘ CAN BE DEACTIVATED

⊘ CAN BE DEACTIVATED

⊘ CAN BE DEACTIVATED

⊘ CAN BE DEACTIVATED

⊘ CAN BE DEACTIVATED

⊘ CAN BE DEACTIVATED

⊘ CAN BE DEACTIVATED

⊘ CAN BE DEACTIVATED

## COLOUR HEAD-UP DISPLAY

Using a transparent panel to display key driving information (current and recommended speed, cruise control or speed limiter setting, navigation guidance and collision risk alert) within the driver's field of vision, the Colour Head-Up Display helps the driver to keep their eyes on the road.

## ADAPTIVE CRUISE CONTROL WITH STOP & GO FUNCTION

Using a camera and a radar, the system detects the car in front and automatically maintains the safe distance chosen by the driver by applying the brake and the accelerator, until the vehicle comes to a complete stop. The vehicle can also move off again without any action taken by the driver. Available on selected versions fitted with an automatic gearbox.

## HIGHWAY DRIVER ASSIST

This technology allows the driver to delegate some of the driving to the car itself. The system maintains the position of the vehicle in its lane and manages stopping and moving off again in relation to the car in front. Standard or optional on selected versions fitted with an automatic gearbox.

## ACTIVE SAFETY BRAKE

This emergency braking system reduces the risk of collisions. It works from speeds of 3 mph with fixed or moving objects and with pedestrians. If a risk of collision is detected, the system alerts the driver. If the driver does not react, the system brakes automatically.

## COLLISION RISK ALERT AND POST-COLLISION SAFETY BRAKE

The systems warns the driver if there is a risk of a collision with the vehicle in front at speeds from 19 mph. This happens just before automatic braking is triggered. After a collision, the brakes are activated automatically to immobilise the vehicle and avoid a follow-on accident.

## DRIVER ATTENTION WARNING

This system assesses the attention levels of the driver by monitoring the car's trajectory in relation to lane markings. This function is particularly suited to fast roads, at over 40 mph.

## ACTIVE LANE DEPARTURE WARNING SYSTEM

This system uses a camera which recognises solid and broken lines on the road. If the line is approached without the indicators being activated, the steering will gradually counter-steer to keep the vehicle in its initial lane. This helps to combat a lack of alertness on the part of the driver.

## BLIND SPOT MONITORING SYSTEM

This monitoring system is very useful on roads with more than one lane, as it notifies the driver that there is a vehicle in the blind spots using an orange LED located in the corner of the door mirrors.

## AUTOMATIC HEADLAMP DIPPING

Depending on the traffic, the Intelligent Beam Headlights system automatically switches between main and dipped beams when vehicles are detected approaching from the opposite direction or overtaking. It provides optimum lighting when driving at night.

## EXTENDED ROAD SIGN RECOGNITION AND SPEED RECOMMENDATION

This system informs the driver of the current speed limit. When the camera detects a speed limit sign, the driver can accept the recommended speed and make it their cruise control or speed limiter speed setting. "Stop", "No Entry" and "No Overtaking" signs are also detected.



ENQUIRY



TEST DRIVE



ORDER ONLINE



CONFIGURE



FOLLOW US

# 20 SAFETY AND DRIVING AID SYSTEMS

									
CAN BE DEACTIVATED	CAN BE DEACTIVATED	CAN BE DEACTIVATED							
<p><b>PARK ASSIST</b></p> <p>This is an active parking assistance system, used for parallel or bay parking. When requested by the driver, it automatically detects a space, then controls the steering to park in complete safety. The driver only needs to engage reverse gear, accelerate and brake.</p>	<p><b>LATERAL PARKING SENSORS</b></p> <p>This system lets the driver know how close obstacles are to the sides of the car when manoeuvring. It uses information from the sensors on the front and rear bumpers, combined with the trajectory of the vehicle.</p>	<p><b>COFFEE BREAK ALERT</b></p> <p>This system informs the driver when it is time to take a break, i.e. after a total of two hours of driving at over 40 mph.</p>	<p><b>PROXIMITY KEYLESS ENTRY AND START</b></p> <p>This system allows you to lock, unlock and start your vehicle while keeping the key in your pocket or bag. The vehicle recognises its driver when they approach.</p>	<p><b>ELECTRIC PARKING BRAKE</b></p> <p>The Electric Parking Brake is applied automatically when the engine is switched off and is released when the vehicle moves off. This brake can also be applied and released manually, by operating the control lever.</p>	<p><b>360 VISION</b></p> <p>This function makes manoeuvres easier by using the touchscreen to display a view from above the car and of its 360° surroundings. It offers three different views and selects the most suitable one for the manoeuvre in progress. The desired view can also be chosen manually.</p>	<p><b>REVERSING CAMERA WITH TOP REAR VISION</b></p> <p>When reverse gear is engaged, the camera provides the view behind the vehicle on the touchscreen, enhanced with coloured lines, as well as a reconstructed 180° image of its rear surroundings. When approaching an obstacle, the camera zooms in automatically.</p>	<p><b>TRAILER STABILITY CONTROL</b></p> <p>On all vehicles fitted with a towing device, this additional function of the ESP detects swaying movements of a trailer and acts on the vehicle's braking system to stabilise it.</p> <p><i>(Not available on Citroën ë-C4.)</i></p>	<p><b>HILL START ASSIST</b></p> <p>This system prevents any unwanted movement of the vehicle on a slope when the brake pedal is released. Hill Start Assist operates on gradients of more than 3% by stabilising the vehicle for approximately two seconds. The driver can therefore calmly move from the brake pedal to the accelerator pedal.</p>	<p><b>STATIC INTERSECTION LIGHTING</b></p> <p>This provides an additional beam of light on the inside of the bend to increase visibility and safety on bends and at junctions.</p>



ENQUIRY



TEST DRIVE



ORDER ONLINE



CONFIGURE



FOLLOW US

## SEVEN BODY COLOURS



POLAR WHITE (F)



ICELAND BLUE (M)



CARAMEL BROWN (M)



PLATINUM GREY (M)



CUMULUS GREY (M)



OBSIDIAN BLACK (M)



ELIXIR RED (PR)

## FIVE COLOUR PACKS



TEXTURED GREY



GLOSSY BLACK



ANODISED DEEP RED



METALLIC SAND



ANODISED BLUE\*

## INTERIOR AMBIENCES



URBAN GREY AMBIENCE



HYPE BLACK AMBIENCE

\* Only available on Citroën e-C4.

(M): metallic - (PR): Premium Metallic - (F): flat.

The equipment described in this brochure represents all of the technology on New Citroën C4 and e-C4. As Citroën vehicles are sold in the EU, their specification may vary from one country to another. For detailed information about the equipment specification available as standard or as an option, please see the "Technical Data and Main Specifications" document which can be downloaded from the Citroën website.



ENQUIRY



TEST DRIVE



ORDER ONLINE



CONFIGURE



FOLLOW US

## ACCESSORIES RANGE



TRANSVERSE ROOF BARS



BICYCLE CARRIER ON TOWBAR



SET OF È-C4 NEEDLELOOM CARPET MATS




CHARGING CABLE BAG + MODE 3 CHARGING CABLE

## WHEELS AND WHEEL TRIMS



18" AEROBLADE DIAMOND-CUT ALLOY WHEELS




18" AEROBLADE DARK ALLOY WHEELS



18" CROSSLIGHT DIAMOND-CUT ALLOY WHEELS\*

\* Only available on Citroën È-C4.

## DIMENSIONS



Values in millimetres.  
(1) Mirrors folded. (2) Overall. (3) Electric versions.

### FUEL CONSUMPTION FIGURES AND CO<sub>2</sub> EMISSIONS WLTP<sup>(1)</sup>

Engine	Low l/100 km (MPG)	Medium l/100 km (MPG)	High l/100 km (MPG)	Extra High l/100 km (MPG)	Combined l/100 km (MPG)	CO <sub>2</sub> Emissions (g/km)
PureTech 130 S&S 6-speed manual	6.9 - 6.1 (41.2 - 46.2)	5.9 - 5.2 (48.2 - 54.5)	5.1 - 4.4 (55.1 - 63.8)	6.4 - 5.2 (44.0 - 52.0)	6.0 - 5.2 (47.3 - 54.7)	120 - 135
PureTech 130 S&S EAT8 automatic	7.7 - 7.5 (36.6 - 37.8)	6.3 - 5.7 (44.6 - 49.9)	5.4 - 4.7 (52.1 - 60.5)	6.6 - 5.7 (42.9 - 49.5)	6.3 - 5.6 (44.7 - 50.3)	130 - 143
PureTech 155 S&S EAT8 automatic	7.7 - 7.5 (36.6 - 37.7)	6.3 - 5.9 (44.5 - 48.1)	5.5 - 5.0 (51.0 - 56.7)	6.8 - 5.8 (41.8 - 48.5)	6.4 - 5.8 (44.0 - 48.8)	133 - 145
BlueHDi 130 S&S EAT8 automatic - Sense Plus	5.7 - 5.2 (50.0 - 53.9)	4.8 - 4.2 (58.9 - 66.7)	4.3 - 3.7 (65.1 - 76.2)	5.4 - 4.7 (52.5 - 60.7)	5.0 - 4.4 (56.8 - 64.9)	121 - 130
BlueHDi 130 S&S EAT8 automatic - Shine & Shine Plus	5.5 - 5.1 (51.4 - 55.7)	4.7 - 4.3 (60.7 - 65.3)	4.1 - 3.8 (69.0 - 75.0)	5.2 - 4.7 (54.5 - 60.2)	4.8 - 4.4 (59.1 - 64.5)	120 - 125

(1) Figures shown are for comparison purposes and should only be compared to the range values of other cars tested to the same technical standard. The range achieved in real world conditions will depend upon a number of factors: (including but not limited to) the accessories fitted (pre and post registration), variations in weather, driving styles and vehicle load. The WLTP (Worldwide Harmonised Light Vehicles Test Procedure) is used to measure fuel consumption (and zero emissions range) and CO<sub>2</sub> figures. These CO<sub>2</sub> figures are used to calculate the Vehicle Excise Duty (VED) for the first registration of the vehicle. The CO<sub>2</sub> figures display a range to reflect the highest value for the highest emitting version with all available options added, through to a minimum value to represent the lowest emitting version in standard specification.

With the added reassurance of a warranty, routine servicing and maintenance, as well as 24-hour roadside assistance, you are protected.



• **CITROËN WARRANTY**  
Every new Citroën car has the benefit of a 3 year\* warranty package, plus a 12 year anti-perforation\*\* warranty and a 3 year paint warranty.

• **CITROËN ASSISTANCE**  
Citroën Assistance brings rapid expert roadside assistance to you in an emergency in response to a telephone call. It comes free of charge for a full year and operates 24 hours a day in all parts of the UK and Europe. Services include nationwide recovery for both car and passengers, a home call service, replacement vehicle, hotel accommodation and vehicle storage if required. Please note, Citroën Assistance only applies to incidents covered by the new vehicle warranty, and excludes non-vehicle faults, such as running out of fuel, misfuelling, loss of keys, lock-ins, road traffic accidents and punctures/wheel changes. For more details, please contact Citroën at <https://www.citroen.co.uk/owner-services/emergency-assistance>

\* 2 years' unlimited warranty. No-fee customer option of 1 year's Dealer provided warranty, only on cars sourced from Citroën UK Limited. Note: Dealer provided warranty is limited to 60,000 miles for cars.

\*\* Against all internal to external perforation to bodywork or underbody.

• **CITROËN MAINTENANCE**

From roadside assistance to replacing wear and tear parts or regular servicing, with Citroën Maintenance you have total peace of mind. For a one-off fee or low monthly payment, our experienced engineers will take care of your Citroën, whatever happens. To find out more, contact your Citroën Dealer or Citroën Authorised Repairer.

• **CITROËN SERVICING**

Available up to 1 year from your vehicle's registration date, but before its first chargeable service, a Citroën Servicing Package enables you to pay in advance for your vehicle's servicing needs for 3 years/35,000 miles. For further information, please contact your Citroën Dealer.

• **CITROËN MOT TEST**

Once your vehicle is three years old, it requires an annual MOT Test. This is a legal requirement to check that it meets road safety and environmental standards. Our nationwide network of Citroën Authorised Repairers know your Citroën best, so if your vehicle's MOT Test is due, why not contact your local Citroën dealer? You can be confident that your vehicle will be looked after by one of our expert trained Citroën Technicians, nominated by DVSA as accredited MOT Testers. Plus, whilst your vehicle is with us, we'll carry out a free manufacturer diagnostic test, check for any new technical updates and carry them out for free - that's the advantage of getting your test done by the people who really know your Citroën.



CONTRACT



### DOWNLOAD THE MYCITROËN APP

on your smartphone and benefit from information and services personalised to your Citroën vehicle.



### DOWNLOAD THE SCAN MY CITROËN MOBILE APP

Get all the vital information at your fingertips. Scan features and components and access details of the exact new Citroën that you're interested in.



### RATE, SUBMIT AND SHARE YOUR OPINION ABOUT YOUR VEHICLE

or in a Citroën Dealership when purchasing or servicing your vehicle. Ratings and reviews are published on the Citroën's website.



### BP PULSE

We've partnered with bp pulse, the largest public charge network in the UK, to offer Citroën customers buying a brand new È-C4 a 6 month free subscription to bp pulse. This offers access to a wide range of public charging points, many of which do not incur any extra charge for electricity used.



Citroën prefers Total - Note: Images and specification descriptions are dependent on trim level and options specified. Every endeavour has been made to ensure that the information and details contained in this brochure were accurate at the time of going to press. However the company reserves the right, whilst preserving the essential characteristics of the models described, to introduce at any time modifications, changes of details, equipment or accessories. Every effort will be made to bring this brochure up to date, but in order to avoid any misunderstanding please consult your Dealer. For full details of Citroën Care of Car and Driver, please see the full manufacturer's price list. The Citroën Website contains full information on all Citroën products and offers available in the UK, together with details of our environmental and recycling policies. The site address is [www.citroen.co.uk](http://www.citroen.co.uk)



ENQUIRY



TEST DRIVE



ORDER ONLINE



CONFIGURE



FOLLOW US





TO FIND OUT MORE  
visit [citroen.co.uk](http://citroen.co.uk)

To find out more about Motability, please contact  
your local dealer or visit [citroen.co.uk/motability](http://citroen.co.uk/motability)



ENQUIRY



TEST DRIVE



ORDER ONLINE



CONFIGURE



FOLLOW US



## NEW **CITROËN C4 & E-C4**

PRODUCT SPECIFICATIONS

INSPIRED BY **YOUUK**



ENQUIRY



TEST DRIVE



ORDER ONLINE



CONFIGURE



FOLLOW US

## SENSE.

NEW CITROËN C4 SENSE SPECIFICATION INCLUDES:

### EXTERIOR STYLE

- C4 petrol/diesel: 18 inch diamond-cut Aeroblade alloy wheels with anti-theft locking wheel nuts
- Body-colour bumpers
- Tinted side windows with matt black detail

### LIGHTING AND VISIBILITY

- CITROËN LED VISION headlights
- LED front fog lights with static cornering function
- Welcome and 'follow me home' lighting (illuminates front headlamps on remote unlocking and for limited time after locking)
- LED daytime running lights in 'V' signature

### IN-CAR ENTERTAINMENT & TECHNOLOGY

- 5.5 inch backlit full-TFT driver's instrument cluster
- 10 inch high resolution touchscreen user interface, controlling media, connectivity and vehicle settings, with Apple CarPlay™ and Android Auto, voice commands, Bluetooth® telephone and audio streaming, DAB Digital Radio, Six speakers
- Row 1: 12V power outlet and USB Type-C socket for charging and data connection

### INTERIOR FEATURES

- Grained leather steering wheel with two command blocks
- Raised central console with armrest and two cupholders
- Urban Grey interior ambience - grey 'Chevrons' cloth and black leather effect textile seats with Ultra Emerald Green stitching
- Height-adjustable driver's seat with adjustable lumbar support
- Height-adjustable front passenger seat
- Map pockets in rear of front seats
- Front and rear interior lighting - lamps
- Driver and passenger sun visors with vanity mirrors
- Split folding rear seats

### SAFETY AND SECURITY

- ABS/ESP
- Driver & front passenger front and side airbags; row 1 and 2 curtain airbags
- Front seatbelt pretensioners
- Speed limiter and cruise control
- In-crash braking

### SAFETY AND SECURITY

- Standard Safety Pack – Active Safety Brake (video assisted); Speed Limit Information; Lane Keeping Assist; Driver Attention Alert 3 with lane departure detection; Forward Collision Warning
- Citroën Connect Box Emergency and Assistance System
- Hill Start Assist

### COMFORT AND CONVENIENCE

- Suspension with Progressive Hydraulic Cushions® double hydraulic stops on front suspension, single on rear suspension
- High level acoustic insulation pack
- Height and reach adjustable steering wheel
- Rear parking sensors
- Electric parking brake
- Automatic air conditioning - dual zone
- Front and rear electric windows
- Electrically heated and adjustable external rear-view mirrors
- Automatic headlights and rain-sensing front windscreen wipers
- Storage drawer in front cabin
- Two-position boot floor (petrol and diesel versions)

### ENGINE AVAILABILITY

- PureTech 100 S&S 6-speed manual
- BlueHDi 110 S&S 6-speed manual



## SENSE PLUS.

IN ADDITION TO SENSE SPECIFICATION, SENSE PLUS VERSIONS INCLUDE:

### EXTERIOR STYLE

- e-C4 only: 18 inch diamond-cut Crosslight alloy wheels with anti-theft locking wheel nuts

### IN-CAR ENTERTAINMENT & TECHNOLOGY

- Driver's head-up display
- Row 1: 12V power outlet, 1x USB Type-C socket for charging and data connection, and 1x USB Type-A socket for charging
- Citroën Connect Nav – with TomTom Live services - LIVE traffic and destination info (fuel prices, weather) plus danger zone and speed camera alerts - requires subscription via Citroën Services Store (first 3 years included)

### INTERIOR FEATURES

- Front and rear interior lighting - LED
- Driver and passenger sun visors with illuminated vanity mirrors
- Citroën Smart Pad Support - integrated support for attaching a tablet computer for front passenger. Multi-device support as standard - specific cradles for certain Apple and Samsung models available as an accessory

### SAFETY AND SECURITY

- Anti-theft alarm
- e-C4 only: Safety Pack Plus – Advanced Active Safety Brake (video + radar assisted - night-time and cyclist detection), Speed Limit Information + Extended Traffic Sign Recognition, Driver Attention Alert 3 with lane departure detection, Forward Collision Warning

### COMFORT AND CONVENIENCE

- Visio Park 1 (rear parking camera)
- Electrochrome interior rear-view mirror with automatic day-night switching
- Electrically heated, folding and adjustable external rear-view mirrors with courtesy lighting

### ENGINE AVAILABILITY

- PureTech 130 S&S 6-speed manual
- PureTech 130 S&S EAT8 8-speed auto
- BlueHDi 110 S&S 6-speed manual
- BlueHDi 130 S&S EAT8 8-speed auto
- 100kW Electric Vehicle with 50kWh battery



# THE RANGE

## SHINE.

IN ADDITION TO SENSE PLUS SPECIFICATION, SHINE VERSIONS INCLUDE:

### EXTERIOR STYLE

- Side windows with chrome detail; rear windows dark tinted
- C4 petrol/diesel: 18 inch AeroBlade Dark alloy wheels - smoke grey finish - with anti-theft locking wheel nuts
- e-C4: 18 inch diamond-cut Crosslight alloy wheels with anti-theft locking wheel nuts

### INTERIOR FEATURES

- Deluxe leather steering wheel with two command blocks

### SAFETY AND SECURITY

- Safety Pack Plus – Active Safety Brake (video + radar assisted - night-time and cyclist detection), Speed Limit Information + Extended Traffic Sign Recognition, Driver Attention Alert 3 with lane departure detection, Forward Collision Warning
- Adaptive Cruise Control 'ACC Stop' (EAT8 automatic / e-C4 versions only)
- Active Blind Spot Detection
- Keyless Entry and Start (standard on all e-C4 variants)

### COMFORT AND CONVENIENCE

- Automatic headlights with High Beam Assist (automatic switching between dipped headlights and main beam)
- Front, rear and lateral parking aid

### ENGINE AVAILABILITY

- PureTech 130 S&S 6-speed manual
- PureTech 130 S&S EAT8 8-speed auto
- PureTech 155 S&S EAT8 8-speed auto
- BlueHDi 110 S&S 6-speed manual
- BlueHDi 130 S&S EAT8 8-speed auto
- 100kW Electric Vehicle with 50kWh battery

## SHINE PLUS.

IN ADDITION TO SHINE SPECIFICATION, SHINE PLUS VERSIONS INCLUDE:

### IN-CAR ENTERTAINMENT & TECHNOLOGY

- Wireless smartphone charging (requires device compatible with Qi standard)
- Citroën HiFi System - 1 speaker in dashboard centre, 4 woofers in doors, 2 tweeters in pillars, 1 subwoofer
- Row 1: 12V power outlet, 1x USB Type-C socket for charging and data connection, and 1x USB Type-A socket for charging
- Row 2: 1x USB Type-A socket for charging, 1x USB Type-C socket for charging

### INTERIOR FEATURES

- Hype Black interior ambience - black 'Siena' leather and black leather effect textile seats with Zephyr Grey stitching
- Rear central folding armrest with cupholders and ski hatch
- Electrically heated front seats
- Fitted carpet mats

### SAFETY AND SECURITY

- Highway Driver Assist (incorporates Adaptive Cruise Control)

### ENGINE AVAILABILITY

- PureTech 130 S&S EAT8 8-speed auto
- PureTech 155 S&S EAT8 8-speed auto
- BlueHDi 130 S&S EAT8 8-speed auto
- 100kW Electric Vehicle with 50kWh battery



RANGE 5



ENQUIRY



TEST DRIVE



ORDER ONLINE



CONFIGURE



FOLLOW US

# EQUIPMENT SPECIFICATION

	Sense	Sense Plus	Shine	Shine Plus
<b>BATTERY ELECTRIC VEHICLE - UNIQUE TO NEW e-C4</b>				
Mode 3 charging cable with Type 2 connectors - for accelerated charging from wall boxes and dedicated public charging points	•	•	•	•
7.4 kW single-phase onboard charger	•	•	•	•
Remote temperature pre-conditioning (requires e-Remote Control service subscription - free of charge)	•	•	•	•
Safety Pack Plus including Active Safety Brake (video + radar assisted - night-time and cyclist detection)	•	•	•	•
Heated steering wheel (also available as an option on selected New C4 petrol/diesel variants)			•	•
<b>SAFETY AND SECURITY</b>				
Puncture repair kit with compressor	•	•	•	•
ABS	•	•	•	•
ESP	•	•	•	•
Hill Start Assist	•	•	•	•
Tyre under-inflation detection	•	•	•	•
Citroën Connect Box Emergency and Assistance System	•	•	•	•
"Seatbelt unfastened on the move" warning	•	•	•	•
Front seatbelt pretensioners	•	•	•	•
Driver and front passenger airbags	•	•	•	•
Row 1 side thorax airbags	•	•	•	•
Row 1 and 2 curtain airbags	•	•	•	•
Manual deactivation of front passenger airbag possible	•	•	•	•
Anti-theft alarm (volumetric protection)	•	•	•	•
Remote locking with deadlocks	•	•	•	•
Two remote keys	•	•		
Keyless Entry and Start (standard on all e-C4 - 100% Electric variants including Sense Plus)			•	•
Manual child lock in second row	•	•	•	•
<b>Standard Safety Pack</b> – Active Safety Brake (video assisted), Speed Limit Information, Lane Keeping Assist, Driver Attention Alert 3 with lane departure detection, Forward Collision Warning	•	•		
<b>Safety Pack Plus</b> – Active Safety Brake (video + radar assisted - night-time and cyclist detection), Speed Limit Information + Extended Traffic Sign Recognition, Driver Attention Alert 3 with lane departure detection, Forward Collision Warning			•	•

	Sense	Sense Plus	Shine	Shine Plus
<b>SAFETY AND SECURITY</b>				
Speed limiter and cruise control	•	•	•	•
Adaptive Cruise Control (Shine EAT8 automatic versions and e-C4 - 100% Electric versions only)			•	
Highway Driver Assist (incorporates Adaptive Cruise Control)				•
Active Blind Spot Detection			•	•
In-crash braking	•	•	•	•
<b>EXTERIOR STYLE</b>				
C4 petrol/diesel: 18 inch diamond-cut Aeroblade alloy wheels with anti-theft locking wheel nuts	•	•		
C4 petrol/diesel: 18 inch Aeroblade Dark alloy wheels - smoke grey finish - with anti-theft locking wheel nuts			•	•
e-C4: 18 inch diamond-cut Crosslight alloy wheels with anti-theft locking wheel nuts		•	•	•
LED front headlamps	•	•	•	•
LED daytime running lights in 'V' signature	•	•	•	•
LED front fog lamps with static cornering function	•	•	•	•
Welcome and goodbye lighting (illuminates front headlamps on remote unlocking and for limited time after locking)	•	•	•	•
Body-colour bumpers	•	•	•	•
Gloss black rear skirt	•	•	•	•
Obsidian Black painted external rear view mirrors	•	•	•	•
Matt Black A-pillar and gloss black B-pillar (A-pillar painted body colour if body colour is Obsidian Black)	•	•	•	•
Tinted side windows with matt black detail	•	•		
Side windows with chrome detail; rear windows dark tinted			•	•
<b>COMFORT &amp; CONVENIENCE</b>				
Suspension with Progressive Hydraulic Cushions® - double hydraulic stops on front suspension, single on rear suspension	•	•	•	•
High level acoustic insulation pack	•	•	•	•
Height and reach adjustable steering wheel	•	•	•	•
Rear parking sensors	•	•		
Front and rear parking sensors with flankguard			•	•
Visio Park 1 (rear parking camera)		•	•	•

	Sense	Sense Plus	Shine	Shine Plus
<b>COMFORT &amp; CONVENIENCE</b>				
Electric parking brake	•	•	•	•
Automatic air conditioning - dual zone	•	•	•	•
Front and rear electric windows	•	•	•	•
Electrically heated and adjustable external rear-view mirrors	•			
Electrically heated, folding and adjustable external rear-view mirrors with courtesy lighting		•	•	•
Automatic headlights	•	•		
Rain-sensing automatic front windscreen wipers	•	•	•	•
Automatic Intelligent Beam Headlights (automatic switching between dipped headlights and main beam)			•	•
Standard interior rear-view mirror with manual day-night switching	•			
Electrochrome interior rear-view mirror with automatic day-night switching		•	•	•
Dashboard tray in front cabin	•	•	•	•
Two-position boot floor (petrol and diesel versions)	•	•	•	•
<b>INTERIOR FEATURES</b>				
Front and rear interior lighting - lamp	•			
Front and rear interior lighting - LED		•	•	•
Boot light	•	•	•	•
Driver and passenger sun visors with vanity mirrors	•			
Driver and passenger sun visors with illuminated vanity mirrors		•	•	•
Grained leather steering wheel with two command blocks	•	•		
Deluxe leather steering wheel with two command blocks			•	•
Raised central console with armrest and two cupholders	•	•	•	•
Urban Grey interior ambiance - grey 'Chevrons' cloth and black leather effect textile seats with Ultra Emerald Green stitching	•	•	•	
Hype Black interior ambiance - black 'Siena' leather and black leather effect textile seats with Zephyr Grey stitching				•
Height-adjustable driver's seat with adjustable lumbar support	•	•	•	•
Height-adjustable front passenger seat	•	•	•	•
Electrically heated front seats				•

	Sense	Sense Plus	Shine	Shine Plus
<b>INTERIOR FEATURES</b>				
Map pockets in rear of front seats	•	•	•	•
Rear central folding armrest with cupholders and ski hatch				•
Fitted carpet mats				•
Split folding rear seats	•	•	•	•
Citroën Smart Pad Support - integrated support for attaching a tablet computer for front passenger. Multi-device support as standard - specific cradles for certain Apple and Samsung models available as an option.		•	•	•
<b>IN-CAR ENTERTAINMENT &amp; TECHNOLOGY</b>				
5.5 inch backlit full-TFT driver's instrument cluster	•	•	•	•
Driver's head-up display		•	•	•
10 inch high resolution touchscreen user interface, controlling media, connectivity and vehicle settings, with Apple CarPlay™ and Android Auto, Voice commands, Bluetooth® telephone and audio streaming, DAB Digital Radio, Six speakers	•	•	•	•
Row 1: 12V power outlet and USB Type-C socket for charging and data connection	•			
Row 1: 12V power outlet, 1x USB Type-C socket for charging and data connection, and 1x USB Type-A socket for charging Row 2: 1x USB Type-A socket for charging		•	•	
Row 1: 12V power outlet, 1x USB Type-C socket for charging and data connection, and 1x USB Type-A socket for charging Row 2: 1x USB Type-A socket for charging, 1x USB Type-C socket for charging				•
Wireless smartphone charging (requires device compatible with Qi standard)				•
Citroën Connect Nav - with TomTom Live services - LIVE traffic and destination info (fuel prices, weather) plus danger zone and speed camera alerts - requires subscription via Citroën Services Store (first 3 years included)		•	•	•
Citroën HiFi System - 1 speaker in dashboard centre, 4 woofers in doors, 2 tweeters in pillars, 1 subwoofer				•

# NEW e-C4. 100% ELECTRIC.



	Sense Plus	Shine	Shine Plus
--	------------	-------	------------

PETROL ENGINE AVAILABILITY	Sense Plus	Shine	Shine Plus
100kW Electric Vehicle with 50kWh battery	•	•	•

ELECTRIC MOTOR	Battery Electric Vehicle 100 kW
Motor power	100 kW / 136 hp
Max torque (Nm @ RPM)	300 @ 3674
Operating voltage	400
TRACTION BATTERY	Single speed automatic transmission with Brake Mode
Battery capacity (kWh)	50
Traction battery warranty	8 years / 100,000 miles for 70% capacity
Onboard charger	7.4 kW single phase (11 kW three-phase optional)
Charging port	Combined CCS / Type 2
ESTIMATED CHARGING TIMES	
Rapid charge to 80% on 100 kW DC charger via CCS	30 minutes
Accelerated charge via 32 A wallbox - single phase AC	7 hours 30 minutes
Slow charge via domestic 13A socket - single phase AC	> 24 hours
TRANSMISSION TYPE	Single speed automatic transmission with Brake Mode
PERFORMANCE (All figures driver alone)	
Max speed (mph)	93
0-62mph (secs)	9
Standing 1000m (secs)	31.4
RANGE (MILES)	
Combined	217
CO <sub>2</sub> EMISSIONS	0
<small>At tailpipe (g/km) - WLTP - standard versions</small>	
WEIGHTS (KG)	
Kerb Weight	1541
Mass in service	1655
Gross vehicle weight	2000
Max towing weight braked/unbraked	n/a
EXTERIOR DIMENSIONS (mm)	
Length	4355
Width (excluding mirrors)	1800
Height	1520
Wheelbase	2670
BOOT VOLUMES & DIMENSIONS	
Seats up - below parcel shelf max (litres VDA)	380
Max with seats folded	1250

NEW e-C4. 100% ELECTRIC 9



ENQUIRY



TEST DRIVE



ORDER ONLINE



CONFIGURE



FOLLOW US

## TECHNICAL SPECIFICATION

ENGINE	PureTech 130 S&S 6-speed manual	PureTech 130 S&S EAT8 automatic	PureTech 155 S&S EAT8 automatic
Capacity (cc)	1199	1199	1199
Cylinders	3	3	3
Max power CEE bhp (kW)/rpm	129 (96) / 5500	129 (96) / 5500	153 (114) / 5500
Max torque CEE lb/ft (Nm)/rpm	170 (230) / 1750	170 (230) / 1750	177 (240) / 1750
Fuel system	High pressure direct injection	High pressure direct injection	High pressure direct injection
Euro status	Euro 6d-ISC-FCM (RDE Step 2)	Euro 6d-ISC-FCM (RDE Step 2)	Euro 6d-ISC-FCM (RDE Step 2)
<b>TRANSMISSION</b>	6-speed manual	6-speed manual	8-speed Efficient Automatic Transmission
<b>PERFORMANCE</b> (All figures driver alone)			
Max speed (mph)	130	130	129
0-62mph (secs)	8.9	9.4	8.5
Standing 1000m (secs)	30.1	30.6	29.3
<b>ECONOMY</b> <sup>1</sup> Litres/100km (mpg) <small>(Official Government test fuel consumption figures)</small>			
Low	6.9 - 6.1 (41.2 - 46.2)	7.7 - 7.5 (36.6 - 37.8)	7.7 - 7.5 (36.6 - 37.7)
Medium	5.9 - 5.2 (48.2 - 54.5)	6.3 - 5.7 (44.6 - 49.9)	6.3 - 5.9 (44.5 - 48.1)
High	5.1 - 4.4 (55.1 - 63.8)	5.4 - 4.7 (52.1 - 60.5)	5.5 - 5.0 (51.0 - 56.7)
Extra High	6.4 - 5.4 (44.0 - 52.0)	6.6 - 5.7 (42.9 - 49.5)	6.8 - 5.8 (41.8 - 48.5)
Combined	6.0 - 5.2 (47.3 - 54.7)	6.3 - 5.6 (44.7 - 50.3)	6.4 - 5.8 (44.0 - 48.8)
<b>CO<sub>2</sub> EMISSIONS</b> <sup>1</sup> (g/km)	120-135	130 - 143	133 - 145
<b>WEIGHTS</b> (kg) <small>Please note: the maximum plated weights must not be exceeded</small>			
Kerb weight	1247	1278	1299
Mass in service	1368	1400	1412
Max laden weight	1735	1755	1760
Max towing weight braked/unbraked	1200 / 660	1200 / 670	1200/680
Max gross train weight	2935	2955	2960
Max towball load	55	55	61
Max roof rack load			
<b>BRAKES</b> Front/Rear	Ventilated front discs. Rear discs.	Ventilated front discs. Rear discs.	Ventilated front discs. Rear discs.
<b>STEERING</b>			
Number of turns lock to lock			
Turning circle between kerbs (m)			
<b>CAPACITIES</b> Litres (gallons)			
Fuel Tank	50 (11)	50 (11)	50 (11)
AdBlue <sup>®</sup> Tank	N/A	N/A	N/A
<b>EXTERIOR DIMENSIONS</b> (mm)			
Length	4360	4360	4360
Width exc. Mirrors (Inc. mirrors folded and unfolded)	1834 / 2032	1834 / 2032	1834 / 2032
Height	1525	1525	1525
Wheelbase	2670	2670	2670
<b>BOOT VOLUMES &amp; DIMENSIONS</b>			
Seats up - below parcel shelf max (litres VDA)	380	380	380
Max with seats folded	1250	1250	1250

<sup>1</sup> Figures shown are for comparison purposes and should only be compared to the range values of other cars tested to the same technical standard. The range achieved in real world conditions will depend upon a number of factors: (including but not limited to) the accessories fitted (pre and post registration), variations in weather, driving styles and vehicle load. The WLTP (Worldwide Harmonised Light Vehicles Test Procedure) is used to measure fuel consumption (and zero emissions range) and CO<sub>2</sub> figures. These CO<sub>2</sub> figures are used to calculate the Vehicle Excise Duty (VED) for the first registration of the vehicle. The CO<sub>2</sub> figures display a range to reflect the highest value for the highest emitting version with all available options added, through to a minimum value to represent the lowest emitting version in standard specification.

ENGINE	BlueHDi 130 S&S EAT8 automatic - Sense Plus	BlueHDi 130 S&S EAT8 automatic - Shine & Shine Plus
Capacity (cc)	1499	1499
Cylinders	4	4
Max power CEE bhp (kW)/rpm	129 (96) / 3750	129 (96) / 3750
Max torque CEE lb/ft (Nm)/rpm	221 (300) / 1750	221 (300) / 1750
Fuel system	High pressure direct injection	High pressure direct injection
Euro status	Euro 6d-ISC-FCM (RDE Step 2)	Euro 6d-ISC-FCM (RDE Step 2)
<b>TRANSMISSION</b>	8-speed Efficient Automatic Transmission	8-speed Efficient Automatic Transmission
<b>PERFORMANCE</b> (All figures driver alone)		
Max speed (mph)	128	128
0-62mph (secs)	9.5	9.5
Standing 1000m (secs)	30.8	30.8
<b>ECONOMY</b> <sup>1</sup> Litres/100km (mpg) <small>(Official Government test fuel consumption figures)</small>		
Low	5.7 - 5.2 (50.0 - 53.9)	5.5 - 5.1 (51.4 - 55.7)
Medium	4.8 - 4.2 (58.9 - 66.7)	4.7 - 4.3 (60.7 - 65.3)
High	4.3 - 3.7 (65.1 - 76.2)	4.1 - 3.8 (69.0 - 75.0)
Extra High	5.4 - 4.7 (52.5 - 60.7)	5.2 - 4.7 (54.5 - 60.2)
Combined	5.0 - 4.4 (56.8 - 64.9)	4.8 - 4.4 (59.1 - 64.5)
<b>CO<sub>2</sub> EMISSIONS</b> <sup>1</sup> (g/km)	121 - 130	120 - 125
<b>WEIGHTS</b> (kg) <small>Please note: the maximum plated weights must not be exceeded</small>		
Kerb weight	1324	1324
Mass in service	1446	1446
Max laden weight	1795	1795
Max towing weight braked/unbraked	1200 / 690	1200 / 690
Max gross train weight	2995	2995
Max towball load	61	61
Max roof rack load		
<b>BRAKES</b> Front/Rear	Ventilated front discs. Rear discs.	Ventilated front discs. Rear discs.
<b>STEERING</b>		
Number of turns lock to lock		
Turning circle between kerbs (m)		
<b>CAPACITIES</b> Litres (gallons)		
Fuel Tank	50 (11)	50 (11)
AdBlue <sup>®</sup> Tank	17	17
<b>EXTERIOR DIMENSIONS</b> (mm)		
Length	4360	4360
Width exc. Mirrors (Inc. mirrors folded and unfolded)	1834 / 2032	1834 / 2032
Height	1525	1525
Wheelbase	2670	2670
<b>BOOT VOLUMES &amp; DIMENSIONS</b>		
Seats up - below parcel shelf max (litres VDA)	380	380
Max with seats folded	1250	1250

TECHNICAL SPECIFICATION 11



ENQUIRY



TEST DRIVE



ORDER ONLINE



CONFIGURE



FOLLOW US



## CITROËN AND YOU

FINANCE AND INSURANCE SHOULD REFLECT YOU AND YOUR NEEDS, JUST AS YOUR CHOSEN CAR DOES. HERE ARE THE PRODUCTS THAT AIM TO DO JUST THAT.

### CITROËN FINANCIAL SERVICES

- **PURCHASE PLAN**  
Own your vehicle with this flexible package designed to fit your budget.
- **CITROËN PERSONAL CONTRACT PURCHASE**  
A new Citroën car every two or three years with monthly payments structured to suit your budget.
- **CITROËN PERSONAL LEASE**  
Enjoy the convenience of a new car without the stress and hassle of ownership.

To find out more about Citroën products and services, go to [www.citroen.co.uk](http://www.citroen.co.uk) or contact your Citroën dealer.



All our vehicles are available on the Motability scheme which includes insurance cover. To find out more, please contact your local dealer to speak to a Motability specialist or visit [citroen.co.uk/motability](http://citroen.co.uk/motability)

TO FIND OUT MORE visit [citroen.co.uk](http://citroen.co.uk)

### FOR BUSINESS USERS

#### FREE2MOVE

- **HIRE PURCHASE**  
A tried and tested finance package that allows you to own your vehicle.
- **BUSINESS LEASE**  
An alternative to vehicle ownership that allows you to control your business cash flow and gain tax efficiencies.
- **LEASE PURCHASE**  
Own a vehicle with a finance solution that offers ultimate flexibility to complement your business cash flow.
- **CONTRACT HIRE**  
A non-ownership finance solution that keeps costs fixed and risks low.

For more information on Citroën fleet and business sales please contact your local Citroën dealer or go to <http://business.citroen.co.uk>

### CITROËN INSURANCE

- **INSTANT COVER**  
To help you drive away your new car without delay, we offer instant cover insurance, providing you with 7 days' comprehensive car insurance, for free!
- **MOTOR INSURANCE**  
Citroën Insurance has been designed specifically for our vehicles. You don't just get repairs you get Citroën expertise, service, quality and parts. So, when the time comes to renew your insurance cover, call Citroën Insurance on 0370 024 2725.

Lines open 8am - 8pm weekdays, 9am - 5pm Saturdays. Alternatively, visit [www.citroen.co.uk](http://www.citroen.co.uk) for more information or to apply online.

Citroën Insurance policies are underwritten by U K Insurance Limited, Registered office: The Wharf, Neville Street, Leeds, LS1 4AZ. Registered in England & Wales No. 1179980. U K Insurance Limited is authorised by the Prudential Regulation Authority and regulated by the Financial Conduct Authority and the Prudential Regulation Authority. Citroën Insurance is a trading style of PSA Finance UK Limited (company registration number: 01024322) having its registered office at 61 London Road, Redhill, Surrey, RH1 1QA.



This brochure is made from paper from a well-managed forest. Citroën support responsible use of forest resources. Please don't throw me away, give me to a friend or recycle me.

March 2021 Designed and produced by [weareactuity.com](http://weareactuity.com)



ENQUIRY



TEST DRIVE



ORDER ONLINE



CONFIGURE



FOLLOW US



# NEW CITROËN ë-C4 & C4

New Citroën ë-C4 – 100% electric and Citroën C4 embody a new step in Citroën's design with an assertive style which is the perfect blend of elegance and dynamism. This compact hatchback captures the strength and character of an SUV.



## PRICES

Models produced from 1 August 2021.

TRIM	ENGINE	WLTP CO <sub>2</sub> G/KM*	V.E.D. 1 <sup>ST</sup> YEAR RATE	BASIC R.R.P.	V.A.T.	TOTAL R.R.P.	ON THE ROAD MRRP excl. grant	PLUG-IN CAR GRANT (from OLEV)	ON THE ROAD MRRP after grant	P11D VALUE	B.I.K. TAX RATE	ANNUAL BIK @20% TAX BAND	ANNUAL BIK @40% TAX BAND
Sense Plus	100kW Electric Vehicle with 50kWh battery	0	£0.00	£27,154.17	£5,430.83	£32,585.00	£33,395.00	£2,500.00	£30,895.00	£33,340.00	1%	£66.68	£133.36
Shine	100kW Electric Vehicle with 50kWh battery	0	£0.00	£27,945.83	£5,589.17	£33,535.00	£34,345.00	£2,500.00	£31,845.00	£34,290.00	1%	£68.58	£137.16
Shine Plus	100kW Electric Vehicle with 50kWh battery	0	£0.00	£28,487.50	£5,697.50	£34,185.00	£34,995.00	£2,500.00	£32,495.00	£34,940.00	1%	£69.88	£139.76

TRIM	ENGINE	WLTP CO <sub>2</sub> G/KM*	V.E.D. 1 <sup>ST</sup> YEAR RATE	INS. GROUP (1-50)	BASIC R.R.P.	V.A.T.	TOTAL R.R.P.	'ON THE ROAD' R.R.P.*	P11D VALUE	B.I.K. TAX RATE	ANNUAL BIK @20% TAX BAND	ANNUAL BIK @40% TAX BAND
Sense	PureTech 100 S&S 6-speed manual	122	£180.00	13E	£16,891.67	£3,378.33	£20,270.00	£21,260.00	£21,025.00	28%	£1,177.40	£2,354.80
	BlueHDi 110 S&S 6-speed manual	114	£180.00	16E	£18,350.00	£3,670.00	£22,020.00	£23,010.00	£22,775.00	26%	£1,184.30	£2,368.60
Sense Plus	PureTech 130 S&S 6-speed manual	122	£180.00	20E	£18,558.33	£3,711.67	£22,270.00	£23,260.00	£23,025.00	28%	£1,289.40	£2,578.80
	PureTech 130 S&S EAT8 8-speed auto	131	£220.00	19E	£19,691.67	£3,938.33	£23,630.00	£24,660.00	£24,385.00	30%	£1,463.10	£2,926.20
	BlueHDi 110 S&S 6-speed manual	114	£180.00	16E	£19,266.67	£3,853.33	£23,120.00	£24,110.00	£23,875.00	26%	£1,241.50	£2,483.00
Shine	BlueHDi 130 S&S EAT8 8-speed auto	121	£180.00	20E	£21,100.00	£4,220.00	£25,320.00	£26,310.00	£26,075.00	28%	£1,460.20	£2,920.40
	PureTech 130 S&S 6-speed manual	120	£180.00	20E	£19,391.67	£3,878.33	£23,270.00	£24,260.00	£24,025.00	28%	£1,345.40	£2,690.80
	PureTech 130 S&S EAT8 8-speed auto	130	£180.00	19E	£20,558.33	£4,111.67	£24,670.00	£25,660.00	£25,425.00	30%	£1,525.50	£3,051.00
	PureTech 155 S&S EAT8 8-speed auto	133	£220.00	21E	£21,358.33	£4,271.67	£25,630.00	£26,660.00	£26,385.00	30%	£1,583.10	£3,166.20
	BlueHDi 110 S&S 6-speed manual	113	£180.00	16E	£20,100.00	£4,020.00	£24,120.00	£25,110.00	£24,875.00	26%	£1,293.50	£2,587.00
Shine Plus	BlueHDi 130 S&S EAT8 8-speed auto	120	£180.00	21E	£21,933.33	£4,386.67	£26,320.00	£27,310.00	£27,075.00	28%	£1,516.20	£3,032.40
	PureTech 130 S&S EAT8 8-speed auto	131	£220.00	20E	£21,525.00	£4,305.00	£25,830.00	£26,860.00	£26,585.00	30%	£1,595.10	£3,190.20
	PureTech 155 S&S EAT8 8-speed auto	134	£220.00	22E	£22,358.33	£4,471.67	£26,830.00	£27,860.00	£27,585.00	30%	£1,655.10	£3,310.20
	BlueHDi 130 S&S EAT8 8-speed auto	121	£180.00	21E	£22,933.33	£4,586.67	£27,520.00	£28,510.00	£28,275.00	28%	£1,583.40	£3,166.80

Insurance groups (1-50) are an indication only, please consult your insurance company for further details.

CO<sub>2</sub> figures, P11D values, BIK% and MRRP pricing shown above are for a standard vehicle without any additional optional equipment. CO<sub>2</sub> figures are used to calculate Vehicle Excise Duty (VED) for the first registration of the vehicle and BIK%. The addition of optional extras could increase the certified CO<sub>2</sub> emission output. This in turn may affect the amount of VED payable upon registration, and, for company car drivers, the amount of Benefit in Kind (BIK) tax payable.

For further information on CO<sub>2</sub> and pricing for vehicles with optional equipment, please visit <https://www.citroen.co.uk/configurator.html>

+ Figures shown are for comparison purposes and should only be compared to the fuel consumption and CO<sub>2</sub> values of other cars tested to the same technical standard. The fuel consumption achieved, and CO<sub>2</sub> produced, in real world conditions will depend upon a number of factors including, but not limited to: the accessories fitted (pre and post registration); variations in weather; driving styles and vehicle load.

The WLTP (Worldwide Harmonised Light Vehicles Test Procedure) is used to measure fuel consumption and CO<sub>2</sub> figures.

\* 'On the Road' MRRP includes registration plates and delivery to dealer (including VAT), 12 months' Vehicle Excise Duty and new vehicle registration fee of £55. Excludes fuel and insurance.

All information and prices correct at time of publication, but are subject to change at any time without prior notice (which may occur as a result of, but not limited to, any changes in legislation and/or any changes by the Government). Please see our Prices and Specifications brochures or contact your local Citroën dealer for the most up-to-date prices and specification details for all models.

# NEW CITROËN ë-C4 & C4

## EQUIPMENT SPECIFICATION

Models produced from 1 August 2021.

	Sense	Sense Plus	Shine	Shine Plus
<b>BATTERY ELECTRIC VEHICLE - UNIQUE TO NEW ë-C4</b>				
Mode 3 charging cable with Type 2 connectors - for accelerated charging from wall boxes and dedicated public charging points		•	•	•
7.4 kW single-phase onboard charger		•	•	•
Remote temperature pre-conditioning (requires e-Remote Control service subscription - free of charge)		•	•	•
Heated steering wheel (also available as an option on selected New C4 petrol/diesel variants)		•	•	•
<b>SAFETY AND SECURITY</b>				
Puncture repair kit with compressor	•	•	•	•
ABS	•	•	•	•
ESP	•	•	•	•
Hill Start Assist	•	•	•	•
Tyre under-inflation detection	•	•	•	•
Citroën Connect Box Emergency and Assistance System	•	•	•	•
"Seatbelt unfastened on the move" warning	•	•	•	•
Front seatbelt pretensioners	•	•	•	•
Driver and front passenger airbags	•	•	•	•
Row 1 side thorax airbags	•	•	•	•
Row 1 and 2 curtain airbags	•	•	•	•
Manual deactivation of front passenger airbag possible	•	•	•	•
Anti-theft alarm (volumetric protection)		•	•	•
Remote locking with deadlocks	•	•	•	•
Two remote keys	•	•		
Proximity Keyless Entry and Start (standard on all ë-C4 - 100% Electric variants including Sense Plus)			•	•
Manual child lock in second row	•	•	•	•
<b>Standard Safety Pack – Active Safety Brake (video assisted) Speed Limit Information, Lane Keeping Assist, Driver Attention Alert 3 with lane departure detection, Forward Collision Warning</b>				
	•	•		
<b>Safety Pack Plus – Active Safety Brake 2.0 (video + radar assisted - night-time and cyclist detection) Speed Limit Information + Extended Traffic Sign Recognition, Driver Attention Alert 3 with lane departure detection, Forward Collision Warning</b>				
			•	•

	Sense	Sense Plus	Shine	Shine Plus
<b>SAFETY AND SECURITY</b>				
Speed limiter and cruise control	•	•	•	•
Adaptive Cruise Control (Shine EAT8 automatic versions and ë-C4 - 100% Electric versions only)			•	
Highway Driver Assist (incorporates Adaptive Cruise Control)				•
Active Blind Spot Detection			•	•
Post-Collision Safety Brake	•	•	•	•
<b>LIGHTING &amp; VISIBILITY</b>				
LED front headlamps	•	•	•	•
LED front fog lamps with static cornering function	•	•	•	•
Welcome and goodbye lighting (illuminates front headlamps on remote unlocking and for limited time after locking)	•	•	•	•
<b>EXTERIOR STYLE</b>				
C4 petrol/diesel: 18 inch diamond-cut Aeroblade alloy wheels with anti-theft locking wheel nuts	•	•		
C4 petrol/diesel: 18 inch Aeroblade Dark alloy wheels - smoke grey finish - with anti-theft locking wheel nuts			•	•
ë-C4: 18 inch diamond-cut Crosslight alloy wheels with anti-theft locking wheel nuts		•	•	•
LED front headlamps	•	•	•	•
LED daytime running lights in 'V' signature	•	•	•	•
LED front fog lamps with static cornering function	•	•	•	•
Welcome and goodbye lighting (illuminates front headlamps on remote unlocking and for limited time after locking)	•	•	•	•
Body-colour bumpers	•	•	•	•
Gloss black rear skirt	•	•	•	•
Obsidian Black painted external rear view mirrors	•	•	•	•
Matt Black A-pillar and gloss black B-pillar (A-pillar painted body colour if body colour is Obsidian Black)	•	•	•	•
Tinted side windows with matt black detail	•	•		
Side windows with chrome detail; rear windows dark tinted			•	•
<b>COMFORT &amp; CONVENIENCE</b>				
Suspension with Progressive Hydraulic Cushions® - double hydraulic stops on front suspension, single on rear suspension	•	•	•	•
High level acoustic insulation pack	•	•	•	•
Height and reach adjustable steering wheel	•	•	•	•

# NEW CITROËN ë-C4 & C4

## EQUIPMENT SPECIFICATION

Models produced from 1 August 2021.

	Sense	Sense Plus	Shine	Shine Plus
<b>COMFORT &amp; CONVENIENCE</b>				
Rear parking sensors	•	•		
Front, rear and lateral parking sensors			•	•
Reversing camera with Top Rear Vision		•	•	•
Electric parking brake	•	•	•	•
Automatic air conditioning - dual zone	•	•	•	•
Front and rear electric windows	•	•	•	•
Electrically heated and adjustable external rear-view mirrors	•			
Electrically heated, folding and adjustable external rear-view mirrors with courtesy lighting		•	•	•
Automatic headlights	•	•		
Automatic Intelligent Beam Headlights (automatic switching between dipped headlights and main beam)			•	•
Rain-sensing automatic front windscreen wipers	•	•	•	•
Standard interior rear-view mirror with manual day-night switching	•			
Electrochrome interior rear-view mirror with automatic day/night switching		•	•	•
Dashboard tray in front cabin	•	•	•	•
Two-position boot floor (petrol and diesel versions)	•	•	•	•
<b>INTERIOR FEATURES</b>				
Front and rear interior lighting - lamp	•			
Front and rear interior lighting - LED		•	•	•
Boot light	•	•	•	•
Driver and passenger sun visors with vanity mirrors	•			
Driver and passenger sun visors with illuminated vanity mirrors		•	•	•
Grained leather steering wheel with two command blocks	•	•		
Deluxe leather steering wheel with two command blocks			•	•
Raised central console with armrest and two cupholders	•	•	•	•
Urban Grey interior ambience - grey 'Chevrons' cloth and black leather effect textile seats with Ultra Emerald Green stitching	•	•	•	
Hype Black interior ambience - black 'Siena' leather and black leather effect textile seats with Zephyr Grey stitching				•
Height-adjustable driver's seat with adjustable lumbar support	•	•	•	•
Height-adjustable front passenger seat	•	•	•	•

	Sense	Sense Plus	Shine	Shine Plus
<b>INTERIOR FEATURES</b>				
Electrically heated front seats				•
Map pockets in rear of front seats	•	•	•	•
Rear central folding armrest with cupholders and ski hatch				•
Fitted carpet mats				•
Split folding rear seats	•	•	•	•
Citroën Smart Pad Support - integrated support for attaching a tablet computer for front passenger. Multi-device support as standard - specific cradles for certain Apple and Samsung models available as an option.		•	•	•
<b>IN-CAR ENTERTAINMENT &amp; TECHNOLOGY</b>				
5.5 inch backlit full-TFT driver's instrument cluster	•	•	•	•
Driver's head-up display		•	•	•
10 inch high resolution touchscreen user interface, controlling media, connectivity and vehicle settings, with Apple CarPlay™ and Android Auto, Voice commands, Bluetooth telephone and audio streaming, DAB Digital Radio, Six speakers	•	•	•	•
Row 1: 12V power outlet and USB Type-C socket for charging and data connection	•			
Row 1: 12V power outlet, 1x USB Type-C socket for charging and data connection, and 1x USB Type-A socket for charging Row 2: 1x USB Type-A socket for charging		•	•	
Row 1: 12V power outlet, 1x USB Type-C socket for charging and data connection, and 1x USB Type-A socket for charging Row 2: 1x USB Type-A socket for charging, 1x USB Type-C socket for charging				•
Wireless smartphone charging (requires device compatible with Qi standard)				•
Citroën Connect Nav (includes 3 year subscription to Connected Navigation Pack services, including Real Time Traffic & Speedcam; automatic data connection via Citroën Connect Box emergency and assistance system; subject to subscription - Please visit <a href="https://services-store.citroen.co.uk/">https://services-store.citroen.co.uk/</a> to subscribe)		•	•	•
Citroën Hi-Fi System - 1 speaker in dashboard centre, 4 woofers in doors, 2 tweeters in pillars, 1 subwoofer			○	•

# NEW CITROËN ë-C4 & C4

## OPTIONS

Models produced from 1 August 2021. All prices are inclusive of VAT.

	Sense	Sense Plus	Shine	Shine Plus
<b>BODY COLOURS</b>				
Polar White body colour	•	•	•	•
Metallic paint body colour (Obsidian Black, Cumulus Grey, Platinum Grey, Iceland Blue, Caramel Brown)	£545	£545	£545	£545
Premium metallic paint body colour (Elixir Red)	£700	£700	£700	£700
<b>COLOUR PACKS (FOGLIGHT SURROUNDS, AIRBUMP HIGHLIGHT)</b>				
New C4: Glossy Black colour pack (also standard on New ë-C4 Sense Plus when Elixir Red or Caramel Brown body colour chosen)	•	•	£0	£0
New C4: Textured Grey colour pack (also standard on New ë-C4 Shine / Shine Plus when Elixir Red or Caramel Brown body colour chosen)			•	•
New ë-C4: Anodised Blue colour pack (except when Elixir Red or Caramel Brown body colour chosen)		•	•	•
Sense Plus: Metallic Sand colour pack, includes dark tinted rear windows and chrome window surrounds		£150		
Sense Plus: Anodised Deep Red colour pack (not available when Iceland Blue or Caramel Brown body colour chosen), includes dark tinted rear windows and chrome window surrounds		£150		
Shine / Shine Plus: Metallic Sand colour pack			£0	£0
Shine / Shine Plus: Anodised Deep Red colour pack (not available when Iceland Blue or Caramel Brown body colour chosen)			£0	£0
<b>COMFORT &amp; CONVENIENCE</b>				
Opening glazed sunroof			£800	£800
Proximity Keyless Entry and Start - brings electrically folding rear mirrors with courtesy lighting	£450			
Proximity Keyless Entry and Start - petrol/diesel versions only (standard on New ë-C4 - 100% Electric from Sense Plus)		£300	•	•
Heated steering wheel (standard on New ë-C4 - 100% Electric Shine and Shine Plus versions)			£50	£50
Driver's seat: 4-way electric seat with manual longitudinal adjustment. Electric lumbar adjustment and massage function. <sup>1</sup>				£150

• Standard equipment  
Some options may change CO<sub>2</sub> emissions, please check with your local dealer.

1 Brought by Hype Black interior ambience on Shine.  
2 Subject to subscription - please visit <https://services-store.citroen.co.uk/> to subscribe.

	Sense	Sense Plus	Shine	Shine Plus
<b>INTERIOR AMBIENCES</b>				
Hype Black interior ambience for New ë-C4 100% electric - black 'Siena' leather and black leather effect textile seats with Zephyr Grey stitching			£800	•
<b>Hype Black interior ambience for New C4 petrol/diesel</b> - black 'Siena' leather and black leather effect textile seats with Zephyr Grey stitching brings: Heated driver and front passenger seats, Central folding rear armrest with cupholders and ski hatch, Deluxe leather steering wheel with two command blocks, Fitted carpet mats			£700	•
<b>TECHNOLOGY AND DRIVER ASSISTANCE</b>				
City Park Pack (adds Park Assist and 360 Vision)			£350	£350
Citroën Connect Nav - includes 3 years' TomTom Live services - LIVE traffic and destination info (fuel prices, weather) plus danger zone and speed camera alerts <sup>2</sup>	£600	•	•	•
Citroën Hi-Fi System - 1 speaker in dashboard centre, 4 woofers in doors, 2 tweeters in pillars, 1 subwoofer			£350	•
Citroën Smart Pad Support - dedicated tablet mount for Apple iPad Air 2		£100	£100	£100
Citroën Smart Pad Support - dedicated tablet mount for Samsung Galaxy Tablet A 10.5 inch		£100	£100	£100
Factory fitted demountable towbar <sup>3</sup>	£400	£400	£400	£400
<b>SAFETY AND SECURITY</b>				
<b>Safety Pack Plus</b> - Active Safety Brake 2.0 with video and radar assistance (functions at night; detection of cyclists) Extended traffic sign recognition	£1,300	£1,100	•	•
Safety Pack Plus with Highway Driver Assist - EAT8 automatic and battery electric vehicle versions only			£400	•
ConnectedCAM Citroën - integrated dashcam featuring automatic incident recording			£300	£300
<b>ELECTRIC VEHICLE OPTIONS (FOR NEW ë-C4 - 100% ELECTRIC ONLY)</b>				
11 kW three-phase onboard charger <sup>4</sup> Please consider footnote below before ordering this option		£300	£300	£300

3 Not available on New ë-C4 - 100% electric.  
4 Offers faster charging only where three-phase power is available. We do not recommend this option unless you intend to charge your New ë-C4 primarily from a source connected to three-phase power (unlikely if a home charge point). Using this charger in

conjunction with a single-phase power source will actually charge your vehicle more slowly than the standard 7 kW single-phase onboard charger.

# NEW CITROËN ë-C4 & C4

## TECHNICAL SPECIFICATION

Models produced from 1 August 2021.

ENGINE	PureTech 100 S&S 6-speed manual	PureTech 130 S&S 6-speed manual	PureTech 130 S&S EAT8 automatic	PureTech 155 S&S EAT8 automatic
Capacity (cc)	1199	1199	1199	1199
Cylinders	3	3	3	3
Max power CEE bhp (kW)/rpm	99 (74) / 5500	129 (96) / 5500	129 (96) / 5500	153 (114) / 5500
Max torque CEE lb/ft (Nm)/rpm	151 (205) / 1750	170 (230) / 1750	170 (230) / 1750	177 (240) / 1750
Fuel system	High pressure direct injection	High pressure direct injection	High pressure direct injection	High pressure direct injection
Euro status	Euro 6d-ISC-FCM (RDE Step 2)	Euro 6d-ISC-FCM (RDE Step 2)	Euro 6d-ISC-FCM (RDE Step 2)	Euro 6d-ISC-FCM (RDE Step 2)
<b>TRANSMISSION</b>	6-speed manual	6-speed manual	6-speed manual	8-speed Efficient Automatic Transmission
<b>PERFORMANCE</b> (All figures driver alone)				
Max speed (mph)	114	130	130	129
0-62mph (secs)	11.3	8.9	9.4	8.5
Standing 1000m (secs)	33.1	30.1	30.6	29.3
<b>ECONOMY</b> <sup>1</sup> Litres/100km (mpg) (Official Government test fuel consumption figures)				
Low	6.9 - 6.3 (41.0 - 44.6)	6.9 - 6.1 (41.2 - 46.2)	7.7 - 7.5 (36.6 - 37.8)	7.7 - 7.5 (36.6 - 37.7)
Medium	5.7 - 5.1 (49.6 - 55.9)	5.9 - 5.2 (48.2 - 54.5)	6.3 - 5.7 (44.6 - 49.9)	6.3 - 5.9 (44.5 - 48.1)
High	5.2 - 4.5 (54.1 - 63.3)	5.1 - 4.4 (55.1 - 63.8)	5.4 - 4.7 (52.1 - 60.5)	5.5 - 5.0 (51.0 - 56.7)
Extra High	6.5 - 5.4 (43.4 - 52.5)	6.4 - 5.4 (44.0 - 52.0)	6.6 - 5.7 (42.9 - 49.5)	6.8 - 5.8 (41.8 - 48.5)
Combined	6.0 - 5.2 (47.1 - 54.8)	6.0 - 5.2 (47.3 - 54.7)	6.3 - 5.6 (44.7 - 50.3)	6.4 - 5.8 (44.0 - 48.8)
<b>CO<sub>2</sub> EMISSIONS</b> <sup>1</sup> (g/km)	122 - 136	120 - 135	130 - 143	133 - 145
<b>WEIGHTS</b> (kg) Please note: the maximum plated weights must not be exceeded				
Kerb weight	1209	1247	1278	1299
Mass in service	1326	1368	1400	1412
Max laden weight	1690	1735	1755	1760
Max towing weight braked/unbraked	1000 / 640	1200 / 660	1200 / 670	1200 / 680
Max gross train weight	2690	2935	2955	2960
Max towball load	61	61	61	61
Max roof rack load	80	80	80	80
<b>BRAKES</b> Front/Rear	Ventilated front discs. Rear discs.	Ventilated front discs. Rear discs.	Ventilated front discs. Rear discs.	Ventilated front discs. Rear discs.
<b>STEERING</b>				
Turning circle between kerbs (m)	10.9	10.9	10.9	10.9
<b>CAPACITIES</b> Litres (gallons)				
Fuel Tank	50 (11)	50 (11)	50 (11)	50 (11)
AdBlue <sup>®</sup> Tank	N/A	N/A	N/A	N/A
<b>EXTERIOR DIMENSIONS</b> (mm)				
Length	4360	4360	4360	4360
Width exc. Mirrors (Inc. mirrors folded and unfolded)	2032 / 1834 / 1800	2032 / 1834 / 1800	2032 / 1834 / 1800	2032 / 1834 / 1800
Height	1525	1525	1525	1525
Wheelbase	2670	2670	2670	2670
<b>BOOT VOLUMES &amp; DIMENSIONS</b>				
Seats up - below parcel shelf max (litres VDA)	380	380	380	380
Max with seats folded	1250	1250	1250	1250

# NEW CITROËN ë-C4 & C4

## TECHNICAL SPECIFICATION

Models produced from 1 August 2021.

ENGINE	BlueHDi 110 S&S 6-speed manual - Sense / Sense Plus	BlueHDi 110 S&S 6-speed manual - Shine	BlueHDi 130 S&S EAT8 automatic - Sense Plus	BlueHDi 130 S&S EAT8 automatic - Shine & Shine Plus
Capacity (cc)	1499	1499	1499	1499
Cylinders	4	4	4	4
Max power CEE bhp (kW)/rpm	109 (81) / 3750	109 (81) / 3750	129 (96) / 3750	129 (96) / 3750
Max torque CEE lb/ft (Nm)/rpm	184 (250) / 1750	184 (250) / 1750	221 (300) / 1750	221 (300) / 1750
Fuel system	High pressure direct injection	High pressure direct injection	High pressure direct injection	High pressure direct injection
Euro status	Euro 6d-ISC-FCM (RDE Step 2)	Euro 6d-ISC-FCM (RDE Step 2)	Euro 6d-ISC-FCM (RDE Step 2)	Euro 6d-ISC-FCM (RDE Step 2)
<b>TRANSMISSION</b>	6-speed manual	6-speed manual	8-speed Efficient Automatic Transmission	8-speed Efficient Automatic Transmission
<b>PERFORMANCE</b> (All figures driver alone)				
Max speed (mph)	120	120	128	128
0-62mph (secs)	10.5	10.5	9.5	9.5
Standing 1000m (secs)	31.8	31.8	30.8	30.8
<b>ECONOMY</b> <sup>1</sup> Litres/100km (mpg) (Official Government test fuel consumption figures)				
Low	5.0 - 4.4 (56.2 - 64)	4.9 - 4.8 (57.9 - 58.6)	5.7 - 5.2 (50.0 - 53.9)	5.5 - 5.1 (51.4 - 55.7)
Medium	4.5 - 4.0 (62.7 - 71.2)	4.4 - 3.9 (64.6 - 72.3)	4.8 - 4.2 (58.9 - 66.7)	4.7 - 4.3 (60.7 - 65.3)
High	4.2 - 3.5 (67.2 - 79.8)	4.0 - 3.5 (71.2 - 80.3)	4.3 - 3.7 (65.1 - 76.2)	4.1 - 3.8 (69.0 - 75.0)
Extra High	5.4 - 4.5 (52.8 - 62.7)	5.1 - 4.5 (54.9 - 63)	5.4 - 4.7 (52.5 - 60.7)	5.2 - 4.7 (54.5 - 60.2)
Combined	4.8 - 4.1 (59.1 - 69.1)	4.6 - 4.1 (61.6 - 68.7)	5.0 - 4.4 (56.8 - 64.9)	4.8 - 4.4 (59.1 - 64.5)
<b>CO<sub>2</sub> EMISSIONS</b> <sup>1</sup> (g/km)	114 - 125	113 - 120	121 - 130	120 - 125
<b>WEIGHTS</b> (kg) Please note: the maximum plated weights must not be exceeded				
Kerb weight	1260	1260	1324	1324
Mass in service	1396	1396	1446	1446
Max laden weight	1760	1760	1795	1795
Max towing weight braked/unbraked	1200 / 660	1200 / 660	1200 / 690	1200 / 690
Max gross train weight	2960	2960	2995	2995
Max towball load	61	61	61	61
Max roof rack load	80	80	80	80
<b>BRAKES</b> Front/Rear	Ventilated front discs. Rear discs.	Ventilated front discs. Rear discs.	Ventilated front discs. Rear discs.	Ventilated front discs. Rear discs.
<b>STEERING</b>				
Turning circle between kerbs (m)	10.9	10.9	10.9	10.9
<b>CAPACITIES</b> Litres (gallons)				
Fuel Tank	50 (11)	50 (11)	50 (11)	50 (11)
AdBlue® Tank	17	17	17	17
<b>EXTERIOR DIMENSIONS</b> (mm)				
Length	4360	4360	4360	4360
Width exc. Mirrors (Inc. mirrors folded and unfolded)	2032 / 1834 / 1800	2032 / 1834 / 1800	1834 / 2032	1834 / 2032
Height	1525	1525	1525	1525
Wheelbase	2670	2670	2670	2670
<b>BOOT VOLUMES &amp; DIMENSIONS</b>				
Seats up - below parcel shelf max (litres VDA)	380	380	380	380
Max with seats folded	1250	1250	1250	1250

# NEW CITROËN ë-C4 & C4

## TECHNICAL SPECIFICATION

Models produced from 1 August 2021.

ELECTRIC MOTOR	Battery Electric Vehicle 100 kW
Motor power	100 kW / 136 hp
Max torque (Nm @ RPM)	300 @ 3674
Operating voltage	400
TRACTION BATTERY	Single speed automatic transmission with Brake Mode
Battery capacity (kWh)	50
Traction battery warranty	8 years / 100,000 miles for 70% capacity
Onboard charger	7.4 kW single phase (11 kW three-phase optional)
Charging port	Combined CCS / Type 2
ESTIMATED CHARGING TIMES	
Rapid charge to 80% on 100 kW DC charger via CCS	30 minutes
Accelerated charge via 32 A wallbox - single phase AC	7 hours 30 minutes
Slow charge via domestic 13A socket - single phase AC	> 24 hours
TRANSMISSION TYPE	Single speed automatic transmission with Brake Mode
PERFORMANCE <small>(All figures driver alone)</small>	
Max speed (mph)	93
0-62mph (secs)	9
Standing 1000m (secs)	31.4
RANGE (MILES)	
Combined	217
CO <sub>2</sub> EMISSIONS <small>At tailpipe (g/km) - WLTP - standard versions</small>	0
WEIGHTS (KG)	
Kerb Weight	1541
Mass in service	1655
Gross vehicle weight	2000
Max towing weight braked/unbraked	n/a
EXTERIOR DIMENSIONS (mm)	
Length	4355
Width (excluding mirrors)	1800
Height	1520
Wheelbase	2670
BOOT VOLUMES & DIMENSIONS	
Seats up - below parcel shelf max (litres VDA)	380
Max with seats folded	1250